

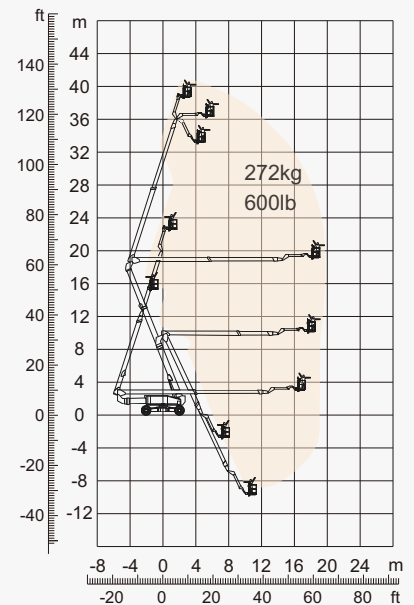
## SPECIFICATIONS

Size	Metric	British
Max. Working Height	41.08m	134ft 9in
Max. Platform Height	39.08m	128ft 2in
Max. Operating Range(+0.6m)	19.86m	65ft 2in
Max. Up And Over Clearance	18.80m	61ft 8in
Max. Down Probing Depth	6.83m	22ft 5in
Flatbed Transport Dimensions (L×W×H)	11.95m×2.44m×3.10m	39ft 2in×8ft×10ft 2in
Container Transport	All Applicable	All Applicable
Platform Size(Length×Width)	2.44m×0.91m	8ft×3ft
Overall Length(Stowed)	14.70m	48ft 3in
Overall Width(Axle Expanded)	4.17m	13ft 8in
Overall Width(Axle Retracted) <b>A</b>	2.44m	8ft
Turntable Tailswing(Articulating Boom Lift, Extended)	2.47m	8ft 1in
Turntable Tailswing(Articulating Boom Down, Retracted)	3.45m	11ft 4in
Ground Clearance	0.40m	1ft 4in
Wheelbase(Axle Expanded)	4.07m	13ft 4in
Wheelbase(Axle Retracted) <b>B</b>	4.27m	14ft

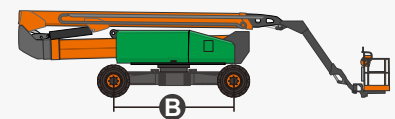

Performance		
S.W.L	272kg	600lb
Max. Occupants	2	2
Gradeability	45%	45%
Travel Speed(Stowed)	6.0km/h	3.7mph
Travel Speed(Raised)	1.1km/h	0.7mph
Max. Working Slope	5°	5°
Turret Rotation	360°Continuous	360°Continuous
Platform Rotation	180°	180°
Jib Movement	226°	226°
Main Boom Maximum Angle	72.23°	72.23°
Turning Radius(Axle Expanded)	2.99m/5.41m	10ft/17ft 9in
Turning Radius(Axle Retracted)	8.27m/10.85m	27ft 1in/35ft 7in
Tyres	445/50D710	445/50D710

Weight		
Overall Weight	23750kg	52360lb

Power		
Lithium Battery	228Ah/358.4V	228Ah/358.4V
Charger	360V/30A	360V/30A
Emergency Power System	12V	12V
Hydraulic Tank	230L	61ga



Range of Motion



## FEATURES

### Standard Items

- Load Sense System
- 12 V DC Auxiliary Power
- Hydraulic Oil Radiator
- Harsh Environment Kits
- Fault Diagnosis System
- Turntable Protection Lock
- High Stiffness Boom System
- Fully-Opened Chassis Cover
- AC Power Cord To Platform
- Descent & Movement Alarms
- 180° Left & Right Swing Platform
- Platform Rotation Angle Monitoring
- Platform Bottoming Out Protection
- Proportional Joystick Controls
- Loose & Broken Chain Monitoring
- Fast & Slow Speed Monitoring
- Working Condition Monitoring
- Engine Start & Stop Protection
- Rexroth Hydrostatic Drive System
- Automatic Steering Angle Matching
- Drive Forced Shunt & Merge Function
- Negative Pressure Brake With Detection
- Real-Time Machine Status Display System
- Cat.3 Safety Architecture - ISO 13849-1
- Operator Anti-Extrusion Protection System
- Deutz TD2.9 L4 55.4kW 2600rpm Diesel Engine
- 4.2m Amplitude Flexible Jib With Angle Detection
- 360° Turntable Continuous Rotation With Inspection
- Expandable Chassis With Proprietary Patented Design
- Horn
- Tilt Alarm
- Hour Meter
- Drive Enable
- Flashing Beacon
- Four-Wheel Drive
- Four-Wheel Steering
- In-Situ Axle Expansion
- Self-Levelling Platform



Articulated  
Boom-BA



Working  
Height-41m



Jib



Electric-E



Rough  
Terrain-RT



Brand New One-Key In-Situ Axle Expansion Technology  
Global Patent Protection

## ZHEJIANG DINGLI MACHINERY CO., LTD.

Address: No.188 Qihang Road, Deqing, Zhejiang P.R.C 313219

Telephone: +86(572)8681688

E-Mail: export@cndingli.com

Https://en.cndingli.com

Due to continuous technology updates, technical parameters are subject to change without notice. This picture book is for reference only, the actual product shall prevail. The copyright is owned by zhejiang dingli, any content may not be copied for any purpose without written permission.

2024-04

