

DINGLI

Exceed · New Height

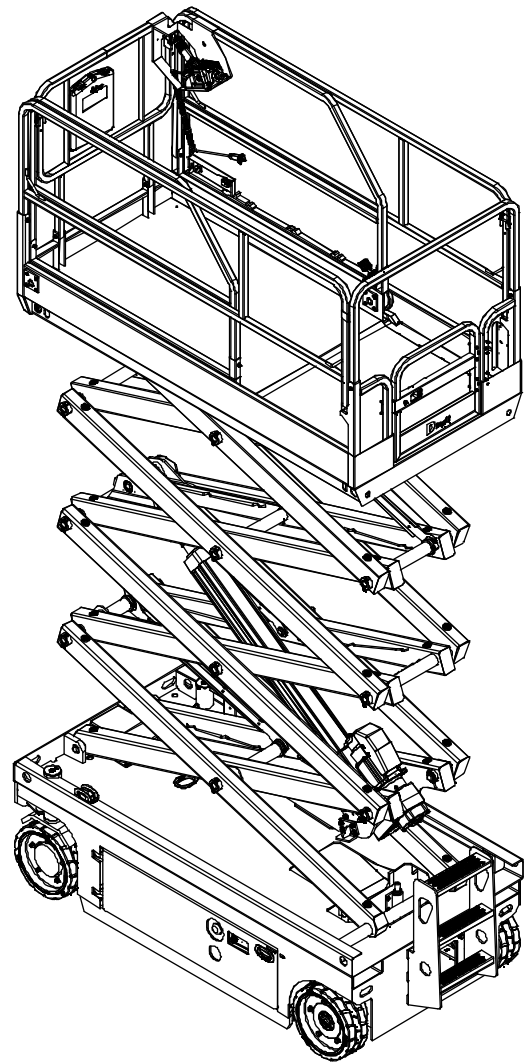
Parts Manual

JCPT0808PA

JCPT1008PA

JCPT1012PA

From SN
JPPA023E00344-



CE ANSI

Part Number: SM012220125

Version Number: Rev1.2

July 2023 Printing

DINGLI

Foreword

We are very appreciated for your interesting with Dingli machine and choosing it for your application. Our priority above all is you can use the machine safely for your application and you can benefit from the Dingli machine mostly. For these reason we hope you can:

1. Comply with employer, job site and local governmental rules.
2. Safeguard your commitment to quality by always using genuine Dingli spare parts. Remember, Dingli cannot accept responsibility for the failure of a separator equipped with non-original spare parts. We guarantee the quality and reliability of our products.
3. All sketch maps of parts shown in this manual are for reference only, it is the practical that counts. This manual includes all the latest information up to the date when it was printed. All responsibilities for the revision and explanation of the manual rest with the Dingli. We also preserve the right to edit the technology characteristic and content of the manual.
4. Anyone who read the manual or used the machine, is encouraged to notify Dingli Machinery Co, Ltd of any errors or send in suggestions for improvement. All communications will be carefully considered for future printings of this and other manuals, certainly if you have any question about the machine, please contact with our team by dialing technical support phone, sending email, or any methods you want, etc. Our contact information as bellow:

Please contact with:

DINGLI AWP INDIA PRIVATE LIMITED

Phone: +91-98846 48464

Email: support@dinglisaarc.com

Table of Contents

Section 1 Chassis

101.1	Steer Linkage and Wheels Assembly	2
102.1	Pothole Protection Assembly	5
103.1	Battery Pack Module (Lead-acid Battery)	8
103.2	Battery Pack Module (Lithium Battery)	11
104.1	Power Unit Module	14
105.1	Ground Control and Cover Assembly	17
106.1	Rear Wheel and Ladder	19
107.1	Chassis Accessory Installation	21
108.1	Counterweight	23

Section 2 Scissor

201.1	Scissor Assembly (JCPT0808PA)	26
201.2	Scissor Assembly (JCPT1008PA)	29
201.3	Scissor Assembly (JCPT1012PA)	32
202.1	Electric Cylinder Assembly (JCPT0808PA, JCPT1008PA)	35
202.2	Electric Cylinder Assembly (JCPT1012PA)	37

Section 3 Platform

301.1	Main Platform Assembly (JCPT0808PA, JCPT1008PA)	40
302.1	Platform Extension Assembly (JCPT0808PA, JCPT1008PA)	43
303.1	Main Platform Assembly (JCPT1012PA)	45
304.1	Platform Extension Assembly (JCPT1012PA)	47
305.1	Platform Locking Device Assembly	49
306.1	Platform Control Assembly	50

Section 4 Electrical System

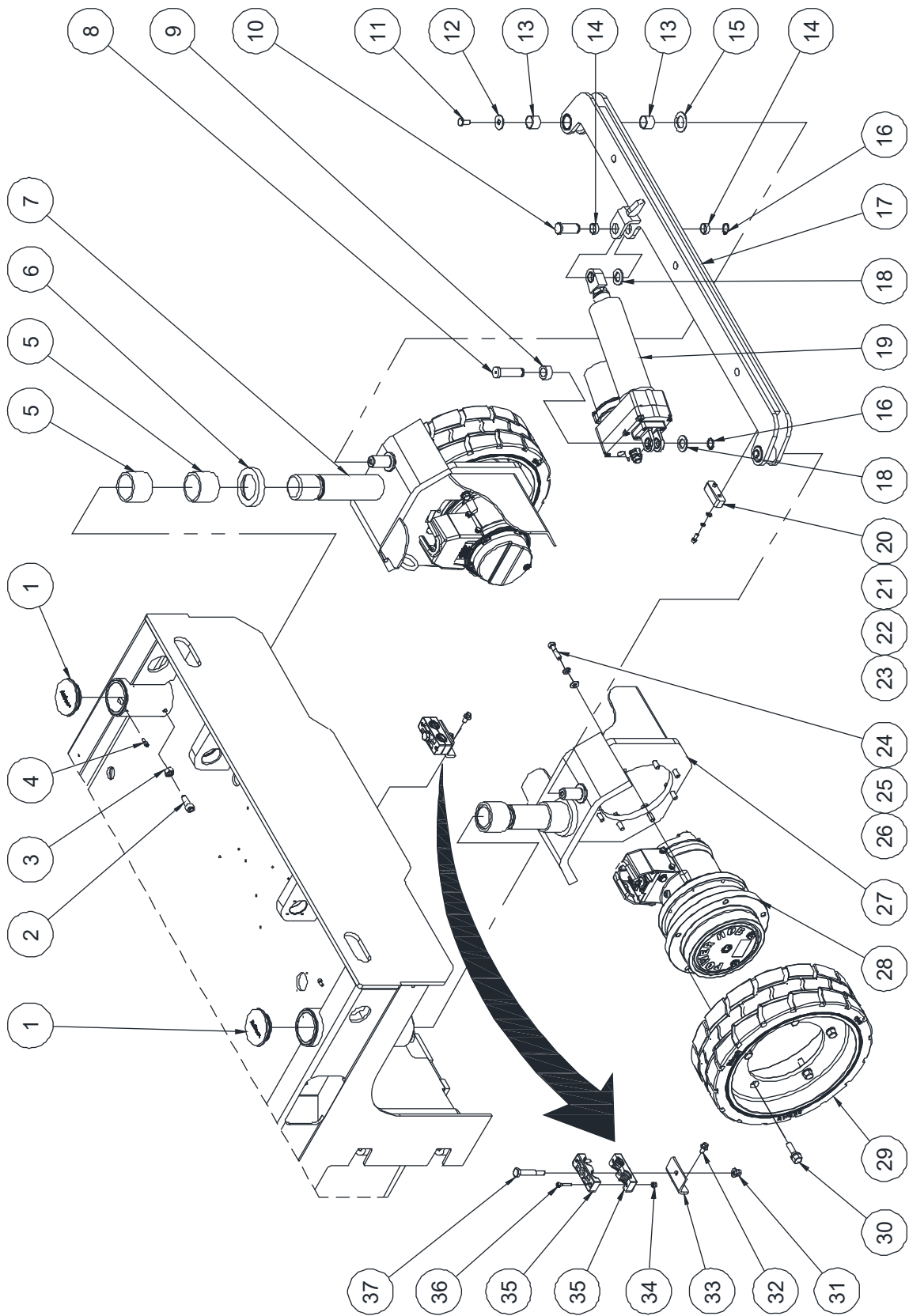
401.1	Electrical Harness	52
402.1	Power to Platform	54

Section 5 Decal

501.1	Decals with Words (CE)	57
501.2	Decals with Words (ANSI)	62
502.1	Decals with Symbols (CE)	67
502.2	Decals with Symbols (ANSI)	72

Section 1 Chassis

101.1 Steer Linkage and Wheels Assembly



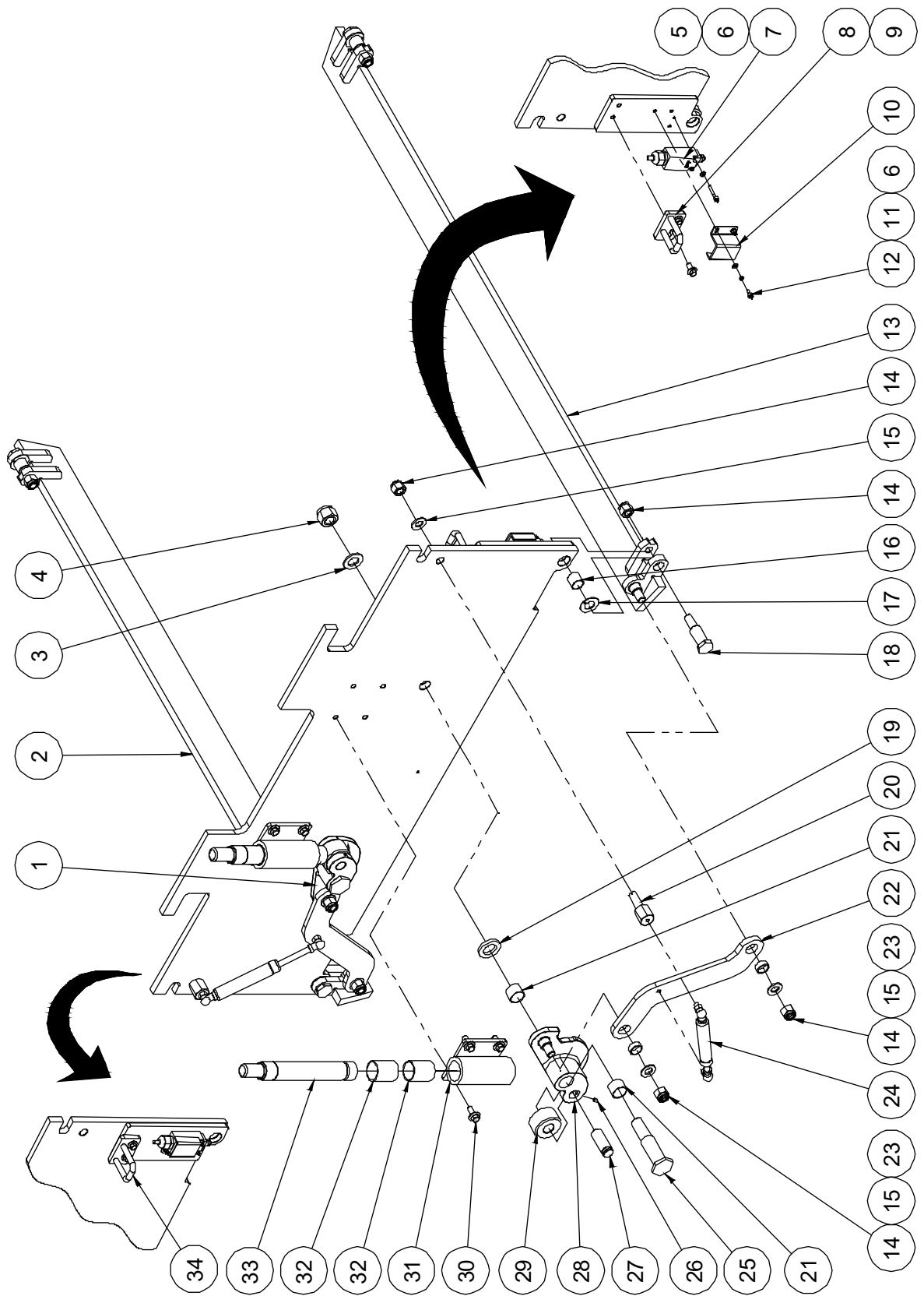
101.1 Steer Linkage and Wheels Assembly

Item	Part No.	Description	Qty.
1	10000482	Cover	2
2	10000596	Screw	2
3	00001029	Nut GB/T 6170 M12	2
4	00001252	Screw GB/T 70.1 M5×12	2
5	00000429	8813-556550 Bearing	4
6	10000595	Washer	2
7	10011735	Steer yoke weldment	1
8	00005074	892-20033 Pin (JCPT0808PA, JCPT1008PA)	1
	10023428	Pin (JCPT1012PA)	1
9	00010536	8812-202312 Bearing (JCPT0808PA, JCPT1008PA)	1
	10025130	Spacer sleeve (JCPT1012PA)	1
10	00000267	892-20045 Pin	1
11	10017932	Pin	2
12	10017933	Washer	2
13	00000368	8812-252820 Bearing	4
14	00010583	8812-202308 Bearing	2
15	00000384	8832-26 Bearing	2
16	00000926	Circlips GB/T 894.1-20	2
17	10021719	Tie rod weldment (JCPT0808PA, JCPT1008PA)	1
	10023418	Tie rod weldment (JCPT1012PA)	1
18	10021751	Washer	2
19	10021750	Electric cylinder unit (HL)	1
--	10025452	Electric cylinder	1
--	10025453	Motor	1
20	10023045	Spacer	2
21	00000620	Washer GB/T 97.1 6	4
22	00000621	Washer GB/T 93 6	4
23	00000876	Screw GB/T 70.1 M6×16	4
24	00006223	3/8-16×1 1/2" Bolt ANSI B18.2.1	14

101.1 Steer Linkage and Wheels Assembly

Item	Part No.	Description	Qty.
25	00005181	Washer ANSI B18.21.1 3/8	14
26	00005182	Washer ANSI B18.22.1 narrow 3/8	14
27	10011739	Steer yoke weldment	1
28	00008592	Drive motor assembly	2
--	00006898	Reducer	1
--	00009445	Drive motor assembly (includes motor, brake and motor cover)	1
--	00008358	Motor (KDS) (with brake)	1
--	00009458	Motor (HS) (with brake)	1
--	00008033	Brake (KDS)	1
--	00009459	Brake (HS)	1
--	10018072	Motor cover (KDS)	1
--	10020821	Motor cover (HS)	1
29	10014972	Wheel	2
30	10014971	Bolt	10
31	00002572	Nut GB/T 6183.1 M10	3
32	00002872	Bolt QC/T 340 M8×16	2
33	10007359	Hose clamp support	1
34	00001033	Nut GB/T 6182 M6	2
35	10020335	Hose clamp	2
36	00001042	Screw GB/T 70.1 M6×30	2
37	10020347	Bolt	1

102.1 Pothole Protection Assembly



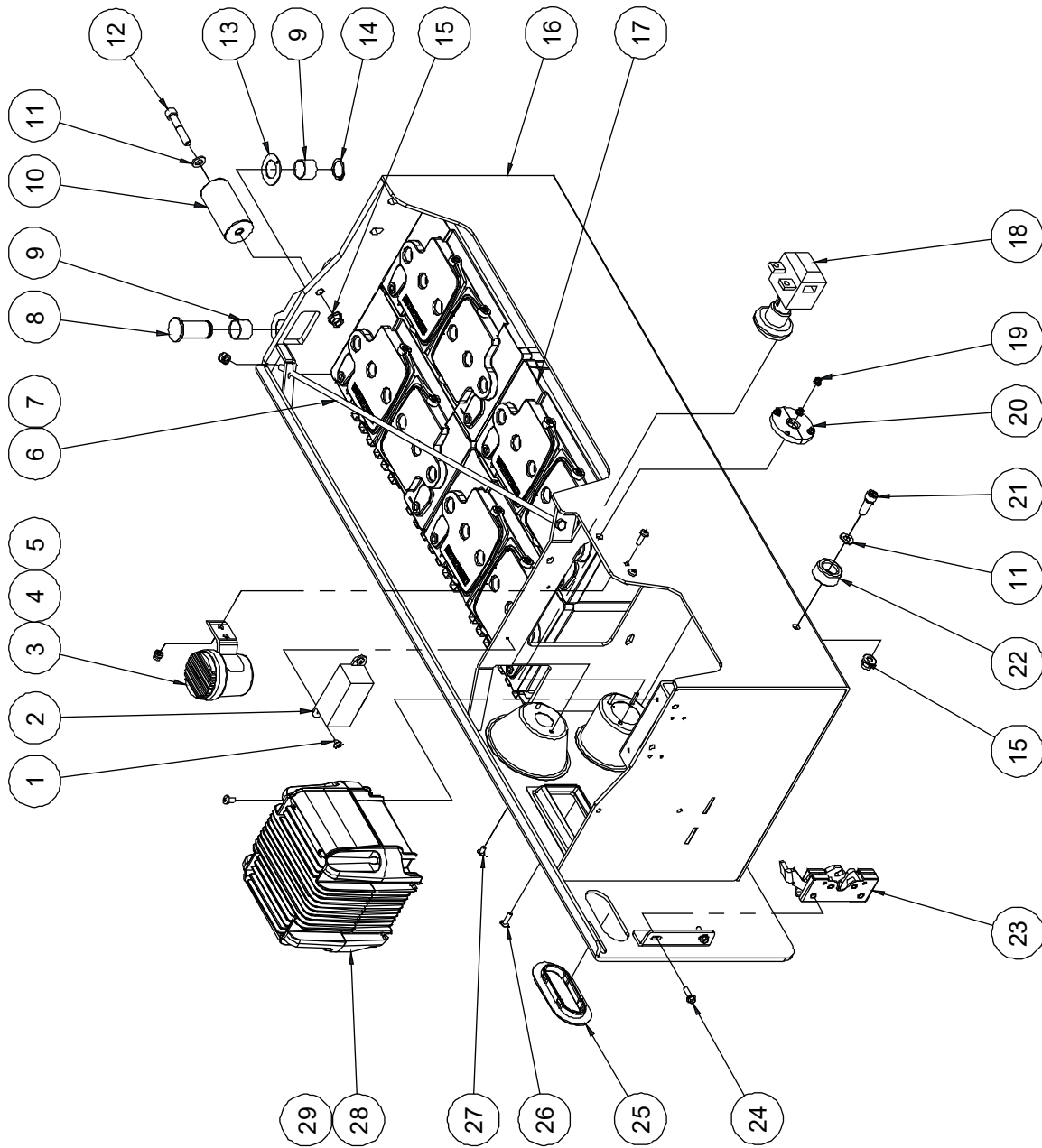
102.1 Pothole Protection Assembly

Item	Part No.	Description	Qty.
1	10000585	Linkage weldment	1
2	10022769	Pothole guard weldment	1
3	00001050	Washer GB/T 97.1 20	2
4	00001051	Nut GB/T 6182 M20	2
5	00001253	Screw GB/T 70.1 M5×30	4
6	00000605	Washer GB/T 93 5	8
7	00007930	Limit switch	2
8	10000490	Lock clasp	1
9	00002872	Bolt QC/T 340 M8×16	4
10	10000042	Switch cover	2
11	00000606	Washer GB/T 97.1 5	4
12	00001030	Screw GB/T 70.1 M5×10	4
13	10022767	Pothole guard weldment	1
14	00001044	Nut GB/T 6182 M14	10
15	00001043	Washer GB/T 97.1 14	6
16	00000359	8812-202320 Bearing	4
17	00000382	8832-20 Bearing	4
18	10000575	Pin	4
19	10000573	Washer	2
20	10000569	Gas shock strut	2
21	00000368	8812-252820 Bearing	4
22	10021727	Pothole link plate (JCPT0808PA, JCPT1008PA)	1
	10000570	Pothole link plate (JCPT1012PA)	1
23	00000356	8812-202309 Bearing	4
24	10000038	Gas shock	2
25	10000574	Pin	2
26	00001039	Screw GB/T 78 M5×10	2
27	10000572	Pin	2

102.1 Pothole Protection Assembly

Item	Part No.	Description	Qty.
28	10000584	Linkage weldment	1
29	10000571	Roller	2
30	00002873	Bolt QC/T 340 M10×20	8
31	10000673	Pothole guide (JCPT0808PA, JCPT1008PA)	1
	10000588	Pothole guide (JCPT1012PA)	2
32	00000390	8812-323645 Bearing	4
33	10024550	Pothole hole pusher assembly (JCPT0808PA, JCPT1008PA)	1
	10000633	Pothole hole pusher assembly (JCPT1012PA)	2
34	10000491	Lock clasp	1

103.1 Battery Pack Module (Lead-acid Battery)



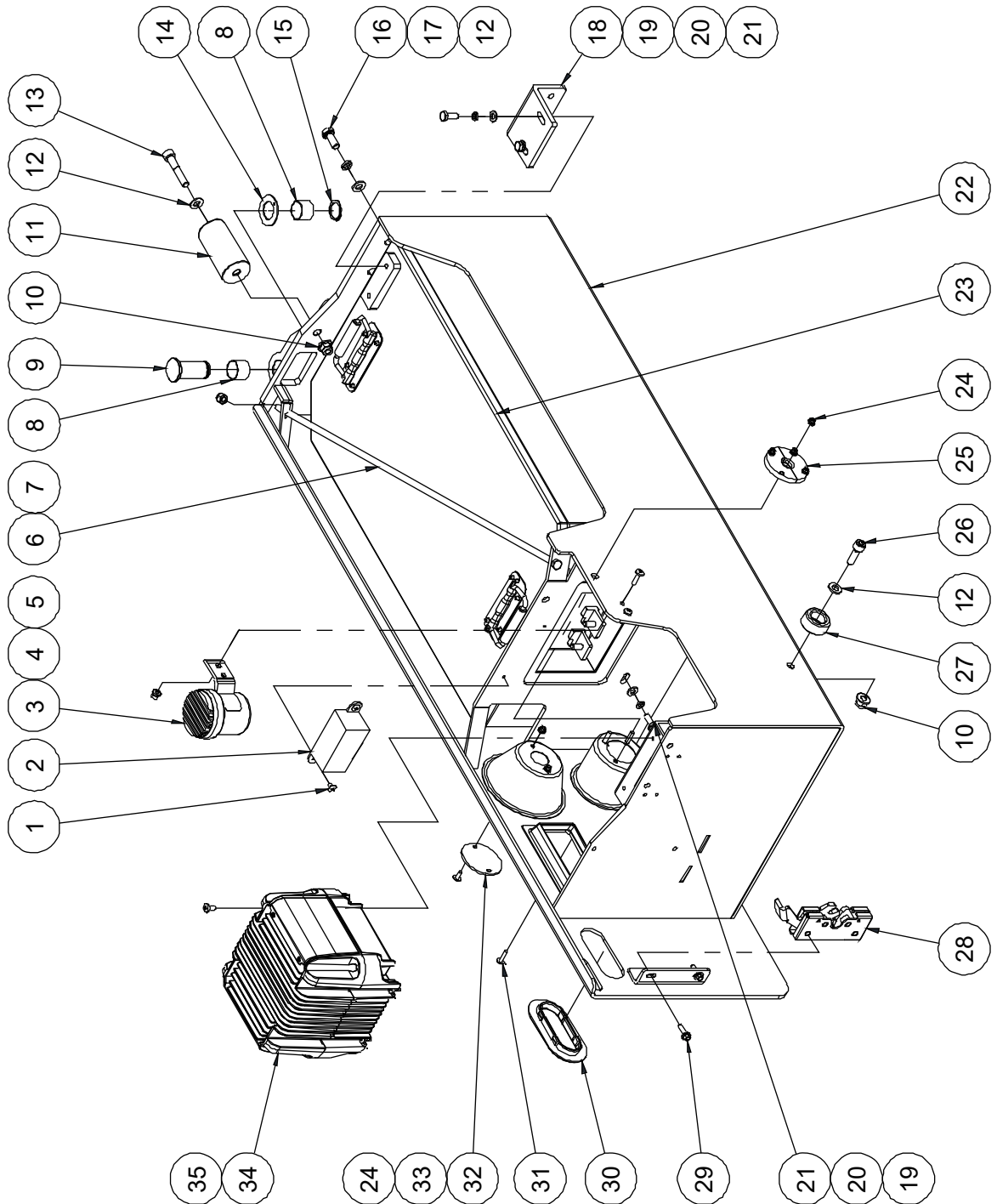
103.1 Battery Pack Module (Lead-acid Battery)

Item	Part No.	Description	Qty.
1	00001010	Screw GB/T 973 M5×8	2
2	00007675	300A Fuse assembly	1
--	00007642	300A Fuse	1
--	00007643	Fuse block	1
3	00007687	Battery alarm (matching with 00000689 charger)	1
	00007683	Battery alarm (matching with 00007684 charger)	1
4	00002574	Nut GB/T 6183.1 M6	2
5	00001166	Screw GB/T 818 M6×20 - H	2
6	10000538	Threaded rod	1
7	00001163	Nut GB/T 6182 M8	1
8	10000536	Hinge pin	2
9	00000368	8812-252820 Bearing	4
10	10000539	Bumper	1
11	00000615	Washer GB/T 97.1 10	2
12	00002234	Screw GB/T 70.1 M10×55	1
13	00000384	8832-26 Bearing	2
14	00000992	Circlips GB/T 894.1-25	2
15	00002572	Nut GB/T 6183.1 M10	2
16	10015324	Battery tray weldment	2
17	00008417	Battery	4
18	00000655	Power switch	1
19	00002573	Nut GB/T 6183.1 M5	4
20	10000537	Half-round batten	2
21	00001059	Screw GB/T 70.1 M10×30 (JCPT1012PA)	1
22	10014558	Bumper (JCPT1012PA)	1
23	10000481	Latch (left)	1
24	00002866	Bolt QC/T 340 M6×20	2
25	10000540	Handle hole ring	1

103.1 Battery Pack Module (Lead-acid Battery)

Item	Part No.	Description	Qty.
26	00001013	Screw GB/T 973 M5×20	4
27	00000999	Screw GB/T 973 M5×10	2
28	00000689	Charger (GPSC)	1
	00007684	Charger (EPC)	1
29	00001060	Screw GB/T 818 M6×12 - H	4

103.2 Battery Pack Module (Lithium Battery)



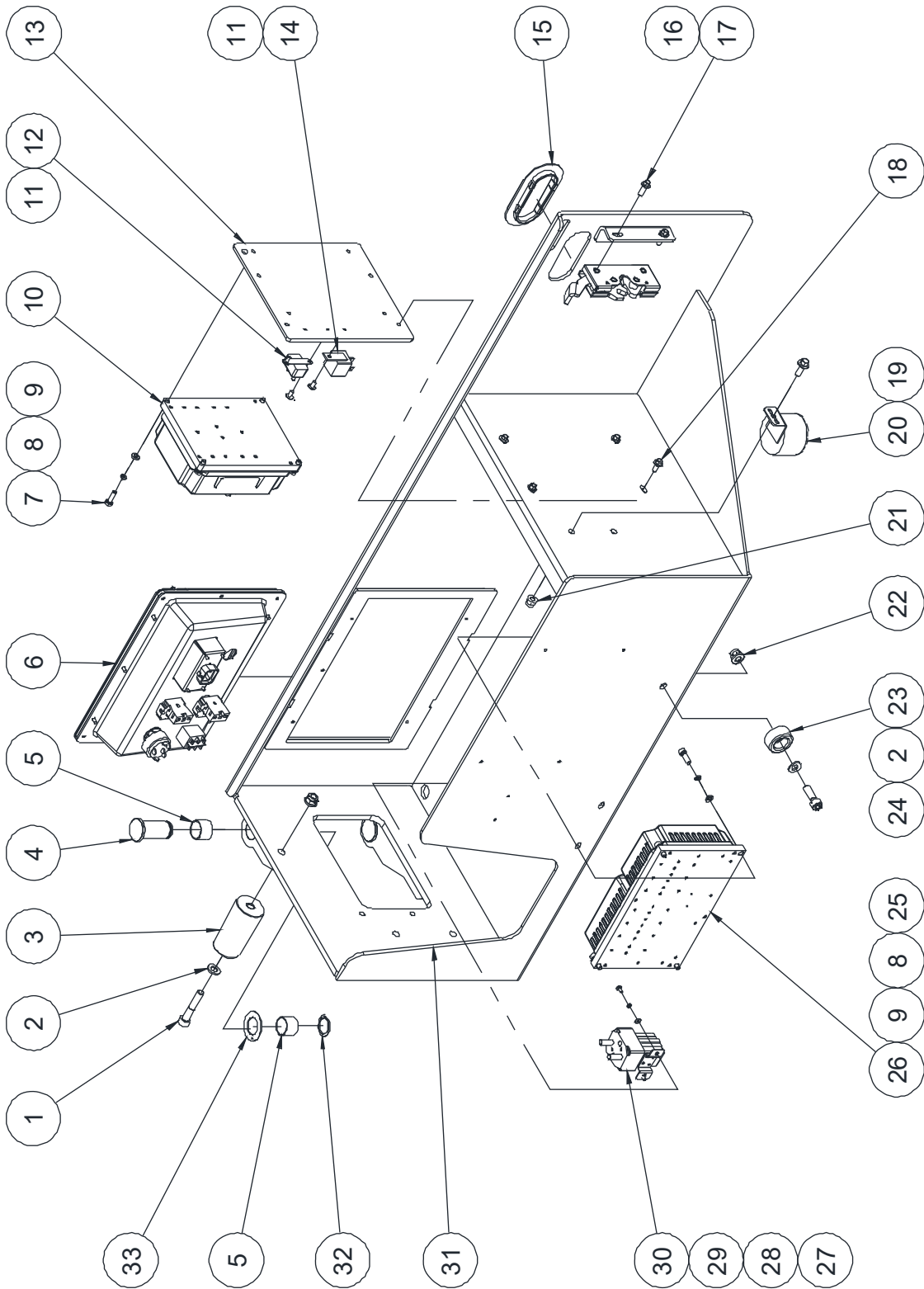
103.2 Battery Pack Module (Lithium Battery)

Item	Part No.	Description	Qty.
1	00001010	Screw GB/T 973 M5×8	2
2	00007675	300A Fuse assembly	1
--	00007642	300A Fuse	1
--	00007643	Fuse block	1
3	00007687	Battery alarm (matching with 00000689 charger)	1
	00007683	Battery alarm (matching with 00007684 charger)	1
4	00002574	Nut GB/T 6183.1 M6	2
5	00001166	Screw GB/T 818 M6×20 - H	2
6	10000538	Threaded rod	1
7	00001163	Nut GB/T 6182 M8	1
8	00000368	8812-252820 Bearing	4
9	10000536	Hinge pin	2
10	00002572	Nut GB/T 6183.1 M10	2
11	10000539	Bumper	1
12	00000615	Washer GB/T 97.1 10	2
13	00002234	Screw GB/T 70.1 M10×55	1
14	00000384	8832-26 Bearing	2
15	00000992	Circlips GB/T 894.1-25	2
16	00000678	Bolt GB/T 5783 M10×25	2
17	00000679	Washer GB/T 93 10	2
18	10012890	Locating plate	1
19	00000608	Washer GB/T 97.1 8	4
20	00000609	Washer GB/T 93 8	4
21	00000875	Bolt GB/T 5783 M8×20	4
22	10015324	Battery tray weldment	1
23	00007777	Battery	1
24	00002573	Nut GB/T 6183.1 M5	6
25	10000537	Half-round batten	2

103.2 Battery Pack Module (Lithium Battery)

Item	Part No.	Description	Qty.
26	00001059	Screw GB/T 70.1 M10×30 (JCPT1012PA)	1
27	10014558	Bumper (JCPT1012PA)	1
28	10000481	Latch (left)	1
29	00002866	Bolt QC/T 340 M6×20	2
30	10000540	Handle hole ring	1
31	00001013	Screw GB/T 973 M5×20	4
32	10014940	Cover	1
33	00001011	Screw GB/T 973 M5×12	2
34	00000689	Charger (GPSC)	1
	00007684	Charger (EPC)	1
35	00001060	Screw GB/T 818 M6×12 - H	4

104.1 Power Unit Module



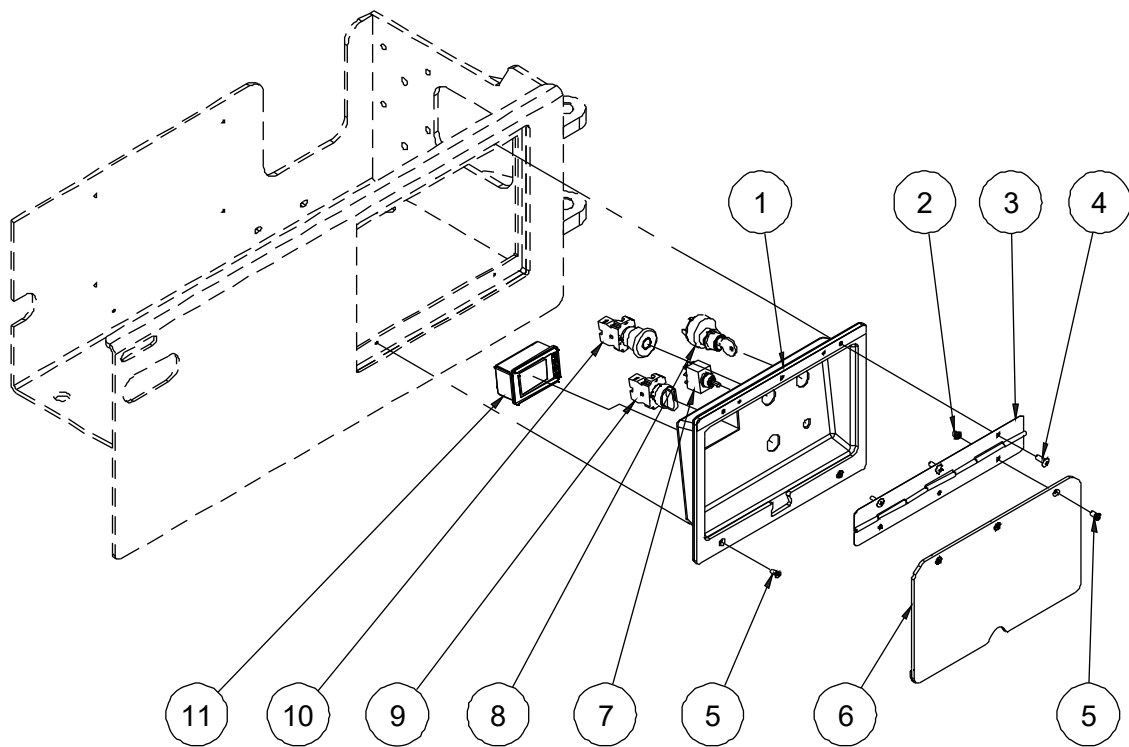
104.1 Power Unit Module

Item	Part No.	Description	Qty.
1	00002234	Screw GB/T 70.1 M10×55	1
2	00000615	Washer GB/T 97.1 10	2
3	10000539	Bumper	1
4	10000536	Hinge pin	2
5	00000368	8812-252820 Bearing	4
6		Ground control and cover assembly (refer to 105.1)	1
7	00000743	Bolt GB/T 5783 M6×20	4
8	00000621	Washer GB/T 93 6	8
9	00000620	Washer GB/T 97.1 6	8
10	00010221	Motor controller	1
11	00000999	Screw GB/T 973 M5×10	3
12	00007331	Circuit breaker	1
13	10020579	Mounting plate	1
14	00007491	Relay	1
15	10000540	Handle hole ring	1
16	10000480	Latch (right)	1
17	00002866	Bolt QC/T 340 M6×20	2
18	00002865	Bolt QC/T 340 M6×14	4
19	00002875	Bolt QC/T 340 M8×20	1
20	00001244	Alarm	1
21	00002575	Nut GB/T 6183.1 M8	1
22	00002572	Nut GB/T 6183.1 M10	2
23	10014558	Bumper (JCPT1012PA)	1
24	00001059	Screw GB/T 70.1 M10×30 (JCPT1012PA)	1
25	00000774	Screw GB/T 70.1 M6×20	4
26	00010222	Motor controller	1
27	00002333	Screw GB/T 818 M4×8 - H	2
28	00000779	Washer GB/T 93 4	2

104.1 Power Unit Module

Item	Part No.	Description	Qty.
29	00000778	Washer GB/T 97.1 4	2
30	00002028	Contactator	1
31	10021735	Hydraulic tray weldment	1
32	00000992	Circlips GB/T 894.1-25	2
33	00000384	8832-26 Bearing	2

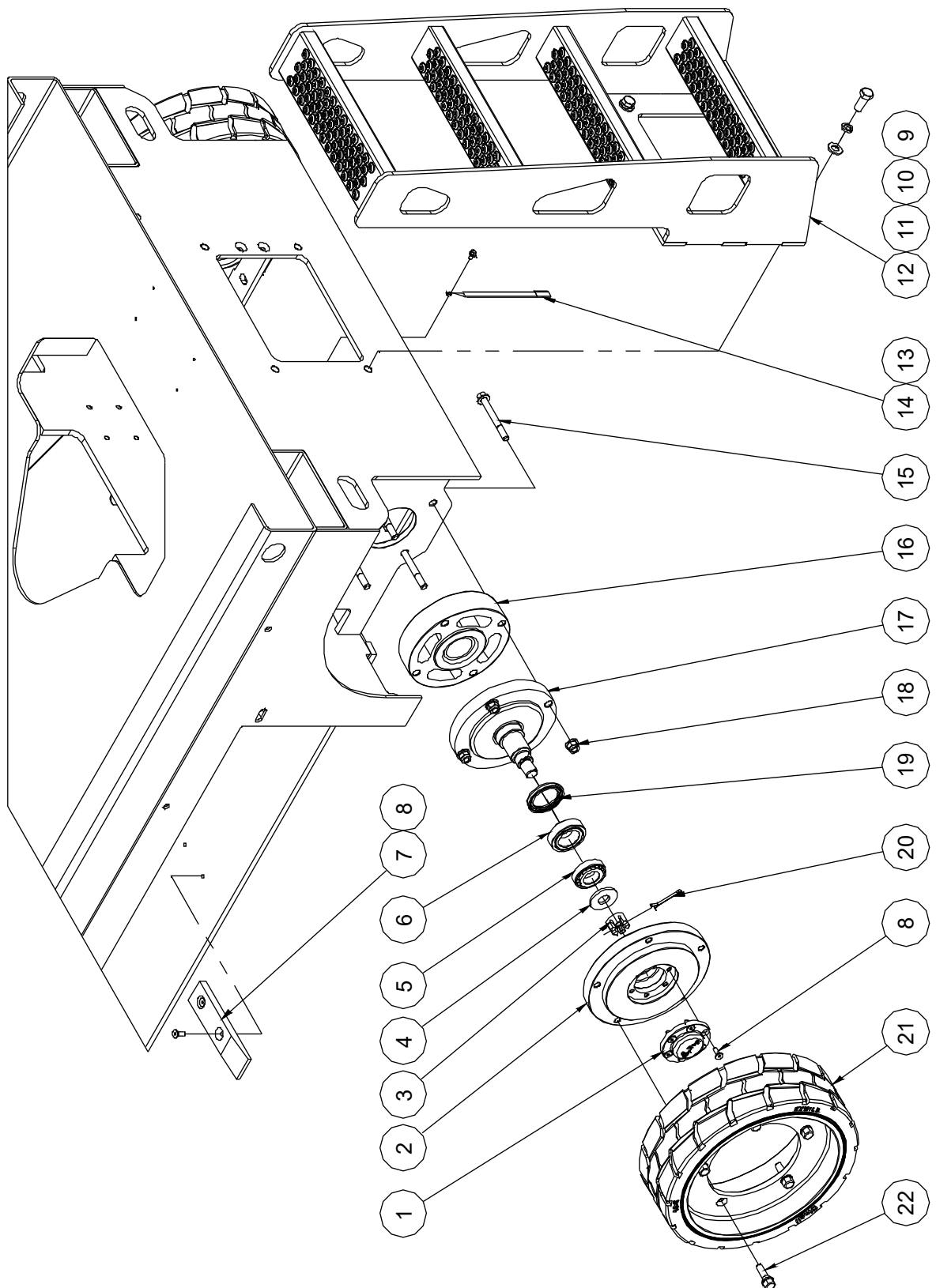
105.1 Ground Control and Cover Assembly



105.1 Ground Control and Cover Assembly

Item	Part No.	Description	Qty.
1	10020585	Ground control bracket	1
2	00002573	Nut GB/T 6183.1 M5	3
3	10016453	Hinge	1
4	00002523	Screw GB/T 973 M5×16	3
5	00002337	Screw GB/T 819 M5×12 - H	5
6	10015360	Cover	1
7	00000738	Toggle switch	1
8	00001243	Key switch (key removable in off position)	1
	00003356	Key switch (key removable in all position)	1
--	00003050	Key	1
9	00002565	Select switch	1
--	00002566	Select switch head	1
--	00002346	Base with 1 NO contact	1
10	00000921	Emergency stop switch	1
--	00000754	Red mushroom head	1
--	00000752	Base with 1 NC contact	1
11	00008262	Display	1

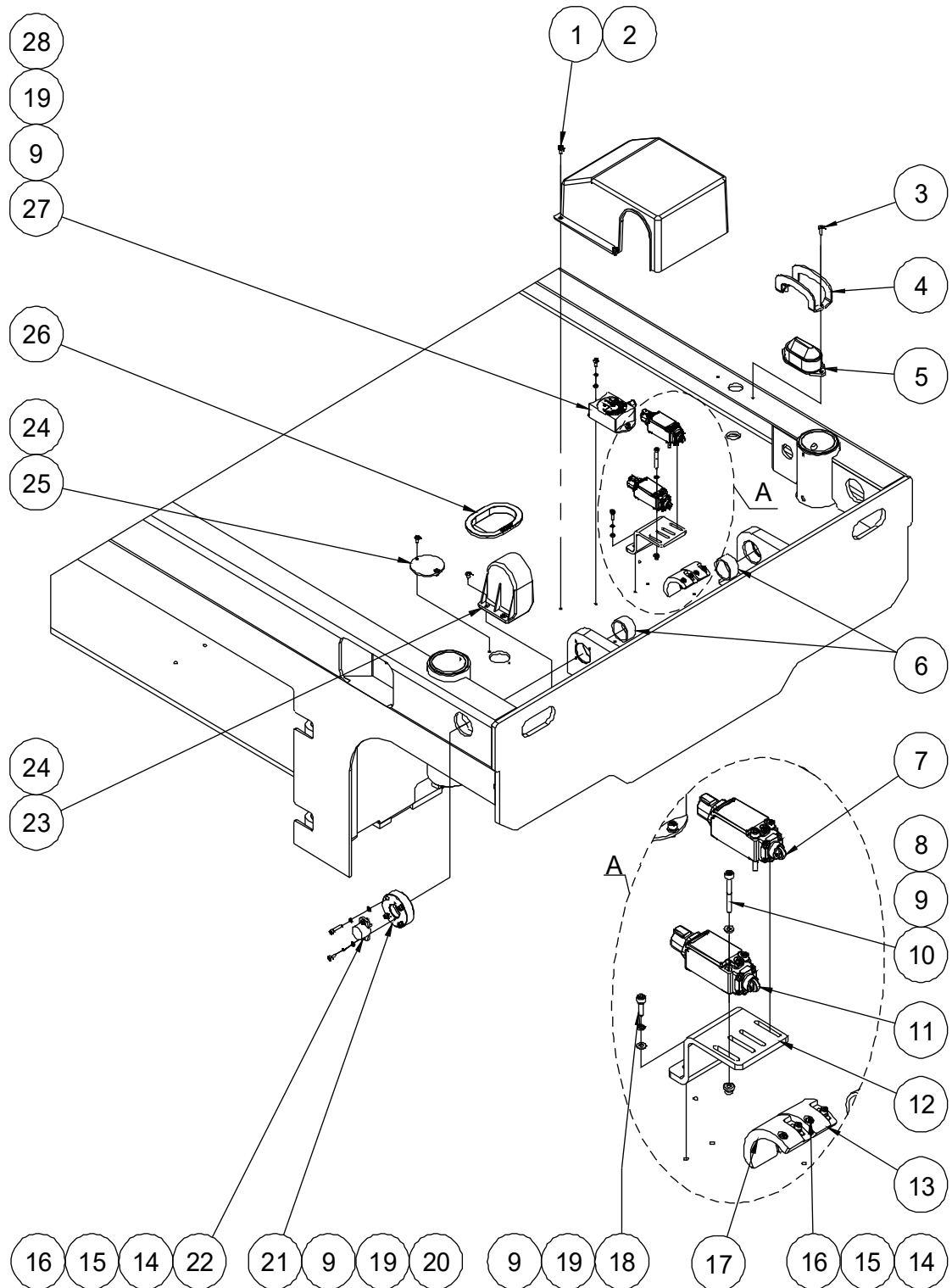
106.1 Rear Wheel and Ladder



106.1 Rear Wheel and Ladder

Item	Part No.	Description	Qty.
--	10014970	Rear wheel assembly (includes Item 1-6 and 15-22)	/
1	10000638	Cap	2
2	10000639	Bearing seat	2
3	00001884	Nut GB/T 9459 M22×1.5	2
4	10000637	Washer	2
5	00001129	Bearing 30206 GB/T 297	2
6	00001971	Bearing 33008 GB/T 297	2
7	10000484	Spacer	2
8	00000765	Screw GB/T 70.3 M8×20	16
9	00002248	Bolt GB/T 5783 M14×35	4
10	00001258	Washer GB/T 93 14	4
11	00001043	Washer GB/T 97.1 14	4
12	10000679	Ladder (without circuit breaker bracket)	1
	10001805	Ladder (with circuit breaker bracket)	1
13	00002863	Bolt QC/T 340 M6×10	1
14	10000487	Ground strap	1
15	00002885	Bolt GB/T 16674 M12×100	8
16	10000640	Terminal pad	2
17	10000642	Spindle	2
18	00002576	Nut GB/T 6183.1 M12	8
19	00002081	Seal GB/T 13871.1 FB 50 70 8 III	2
20	00005416	Cotter pin GB/T 91 5×50	2
21	10014972	Wheel	2
22	10014971	Bolt	10

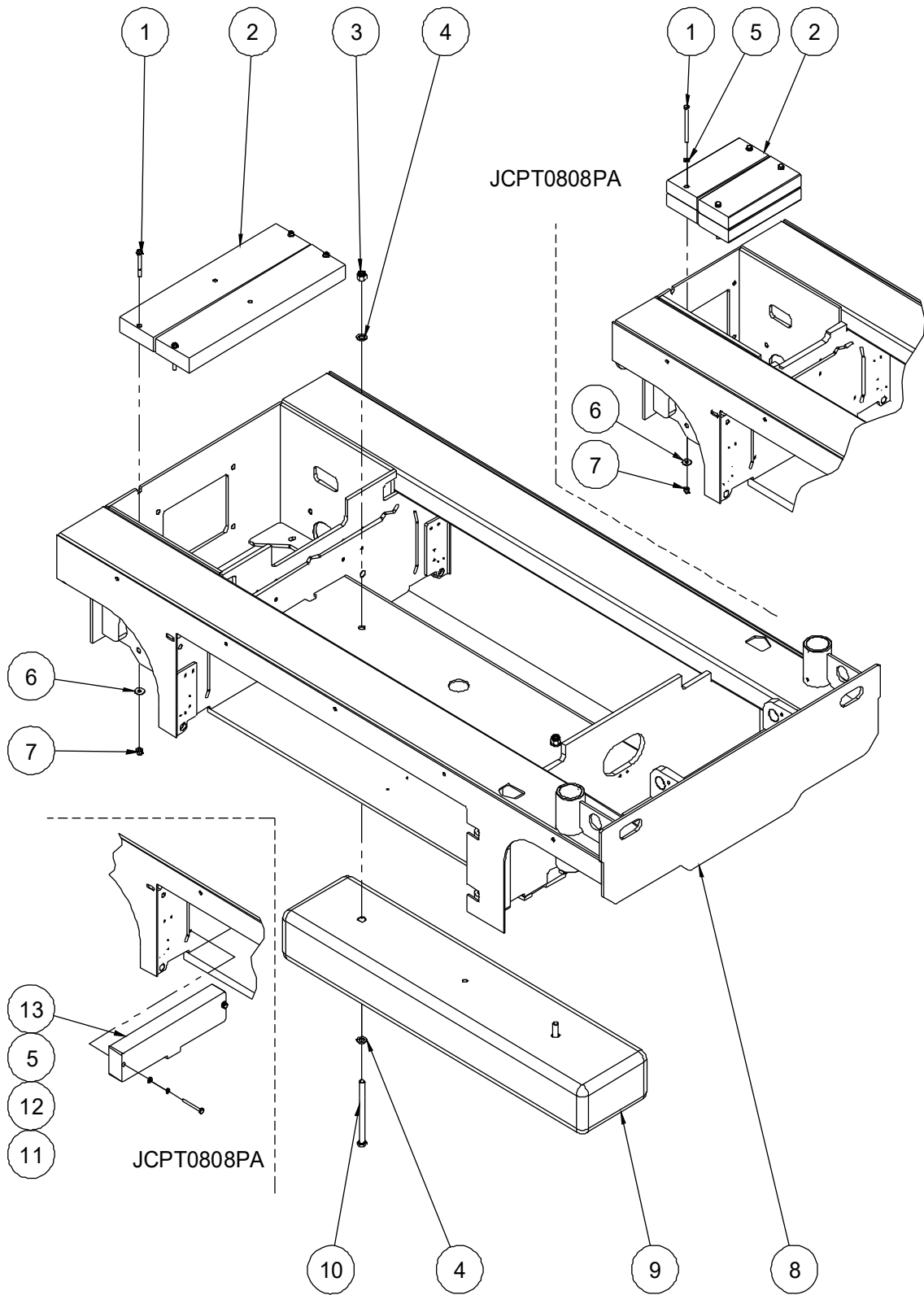
107.1 Chassis Accessory Installation



107.1 Chassis Accessory Installation

Item	Part No.	Description	Qty.
1	00004298	Bolt GB/T 5789 M5×10	4
2	10016545	Cover	1
3	00002523	Screw GB/T 973 M5×16	2
4	10000488	Beacon cover	1
5	00000740	Beacon	1
6	00004736	8813-38.1x44.45x22 Bearing	2
7	00007932	Limit switch (option)	1
8	00002573	Nut GB/T 6183.1 M5	4
9	00000605	Washer GB/T 97.1 5	12
10	00002392	Screw GB/T 70.1 M5×40	4
11	00007932	Limit switch	1
12	10000631	Switch bracket	1
13	10025198	Signal plate 2 (option)	1
14	00000778	Washer GB/T 97.1 4	4
15	00000779	Washer GB/T 93 4	4
16	00001054	Screw GB/T 70.1 M4×12	4
17	10025198	Signal plate 2 (option)	1
18	00001246	Screw GB/T 70.1 M5×16	2
19	00000606	Washer GB/T 93 5	8
20	00002484	Screw GB/T 70.1 M5×25	4
21	10002372	Sensor bracket	1
22	00000644	Rotary sensor	1
23	10018267	Sensor cover	1
24	00000999	Screw GB/T 973 M5×10	4
25	10014041	Plate (JCPT1012PA)	1
26	10000039	Sheath	1
27	00000694	Tilt sensor	1
28	00001030	Screw GB/T 70.1 M5×10	5

108.1 Counterweight

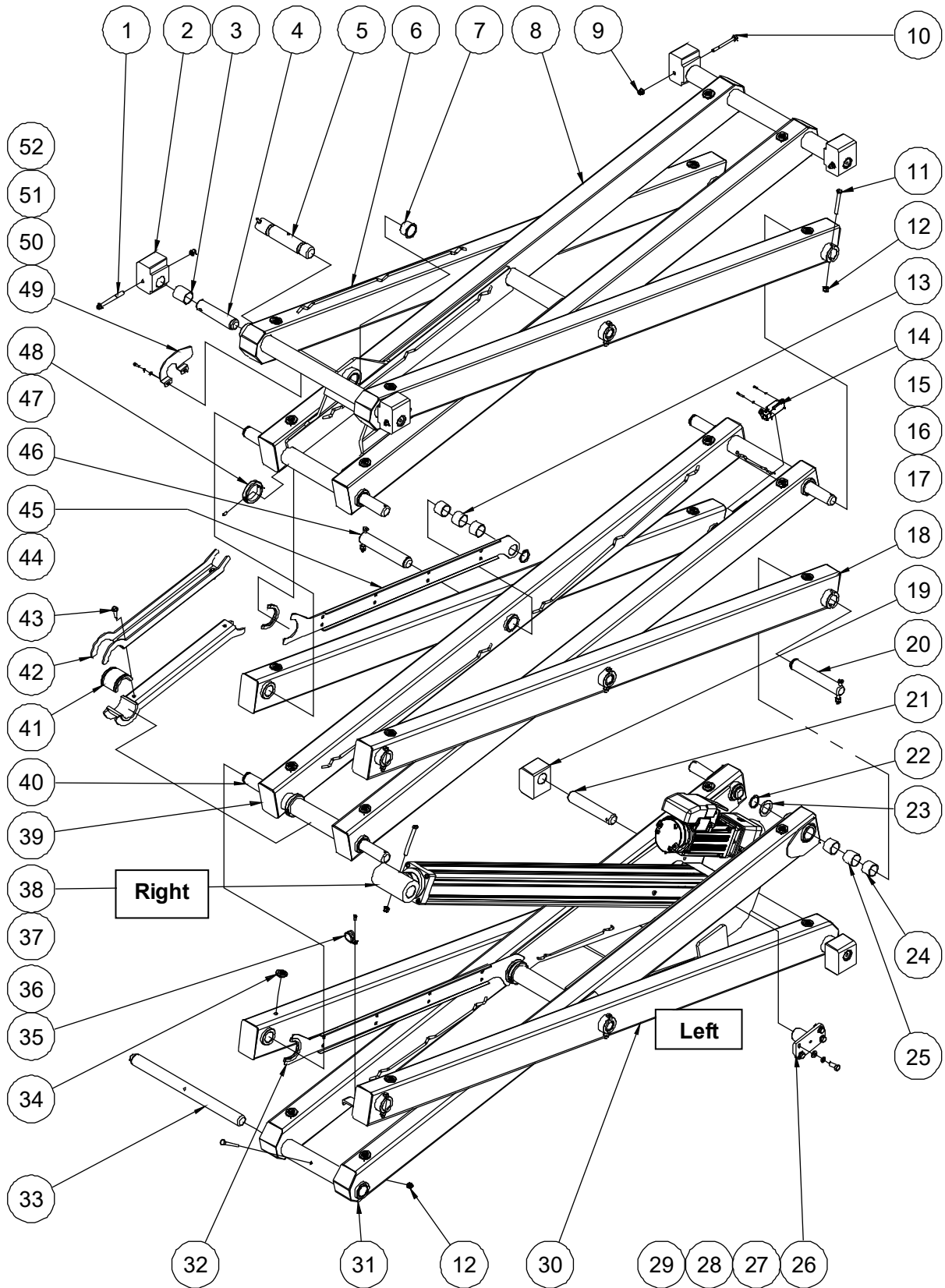


108.1 Counterweight

Item	Part No.	Description	Qty.
1	00006082	Bolt GB/T 5782 M10×130 (JCPT0808PA)	4
2	10000011	Counterweight 18 (JCPT0808PA)	4
3	00001257	Nut GB/T 6182 M16 (JCPT1012PA)	2
4	00000997	Washer GB/T 97.1 16 (JCPT1012PA)	4
5	00000615	Washer GB/T 97.1 10 (JCPT0808PA)	6
6	00001028	Washer GB/T 96.1 10 (JCPT0808PA)	4
7	00002572	Nut GB/T 6183.1 M10 (JCPT0808PA)	4
8	10021702	Frame weldment (JCPT0808PA, JCPT1008PA)	1
	10023411	Frame weldment (JCPT1012PA)	1
9	10000483	Counterweight 400 (JCPT1012PA)	1
10	00005281	Bolt GB/T 5782 M16×210 (JCPT1012PA)	2
11	00001027	Bolt GB/T 5782 M10×80 (JCPT0808PA)	2
12	00000679	Washer GB/T 93 10 (JCPT0808PA)	2
13	10021740	Counterweight 28 (JCPT0808PA)	1

Section 2 Scissor

201.1 Scissor Assembly (JCPT0808PA)



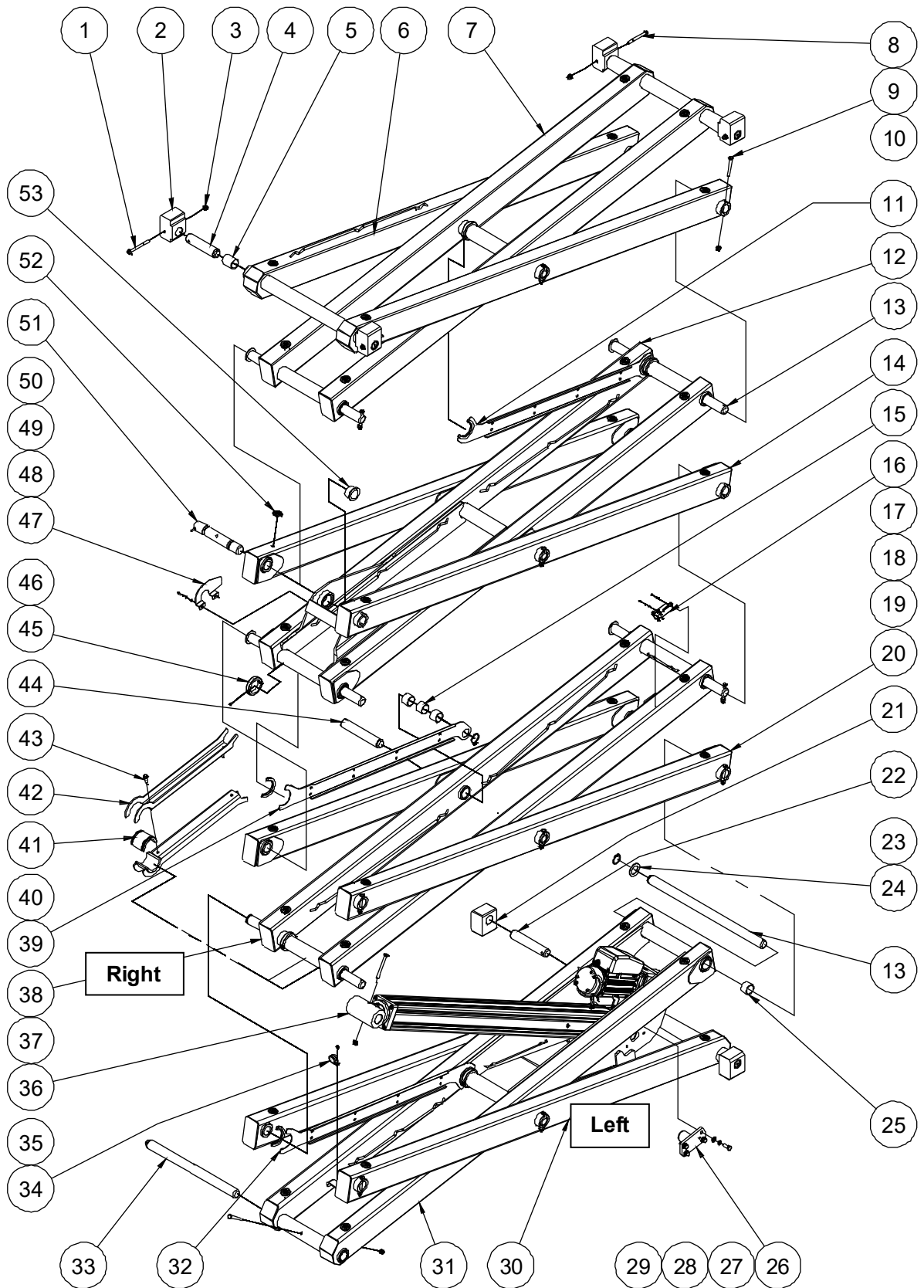
201.1 Scissor Assembly (JCPT0808PA)

Item	Part No.	Description	Qty.
1	00002891	Bolt GB/T 16674 M10×110	2
2	10000252	Platform slider	4
3	00000439	8813-38.1x44.45x50.8 Bearing	6
4	00002098	896B-38.1×146 Pin	4
5	10027108	Pin	1
6	10000605	Outer arm 3	1
7	00011198	8823-4231 Bearing	2
8	10027103	Inner arm 3	1
9	00002572	Nut GB/T 6183.1 M10	7
10	00002884	Bolt GB/T 16674 M10×100	2
11	00001027	Bolt GB/T 5782 M10×80	11
12	00000623	Nut GB/T 6182 M10	11
13	10000256	Spacer sleeve	2
14	00000748	Limit switch	1
15	00001054	Screw GB/T 70.1 M4×12	2
16	00000779	Washer GB/T 93 4	4
17	00002228	Screw GB/T 70.1 M4×25	2
18	10006738	Outer arm 2	1
--	10014914	Right single link	1
--	10014915	Outer arm, left	1
19	10000255	Chassis slider	2
20	00000598	895B-38.1×185 Pin	2
21	00000787	Circlips JB/ZQ 4342-38	9
22	10000254	Washer	7
23	00000438	8813-38.1x44.45x31.75 Bearing	16
24	10023675	Pin	2
25	00002059	Bolt GB/T 5783 M12×30	8
26	00000815	Washer GB/T 93 12	8
27	00000814	Washer GB/T 97.1 12	8

201.1 Scissor Assembly (JCPT0808PA)

Item	Part No.	Description	Qty.
28	10023688	Outer arm 1	1
29	10027101	Inner arm 1	1
30	10021440	Cable bridge	1
31	10002371	Pin	1
32	10000264	Block	24
33	10023676	Clamp	1
34	00002029	Screw GB/T 70.1 M6×12	1
35	00001040	Bolt GB/T 5782 M10×100	1
36		Electric cylinder assembly (refer to 202.1)	1
37	10021276	Inner arm 2	1
38	00000568	898-38.1×638.5 Pin	6
39	10000260	Safety arm bushing	2
40	10000259	Safety arm	2
41	00005263	Bolt QC/T 340 M10×30	2
42	10011771	Clamp	3
43	10014454	Cable bridge	1
44	00000565	898-38.1×199.5 Pin	2
45	00000822	Screw GB/T 70.3 M5×16	3
46	10011770	Collar	3
47	10022883	Harness plate	1
48	00000605	Washer GB/T 97.1 5	2
49	00001246	Screw GB/T 70.1 M5×16	2
50	00000606	Washer GB/T 93 5	2

201.2 Scissor Assembly (JCPT1008PA)



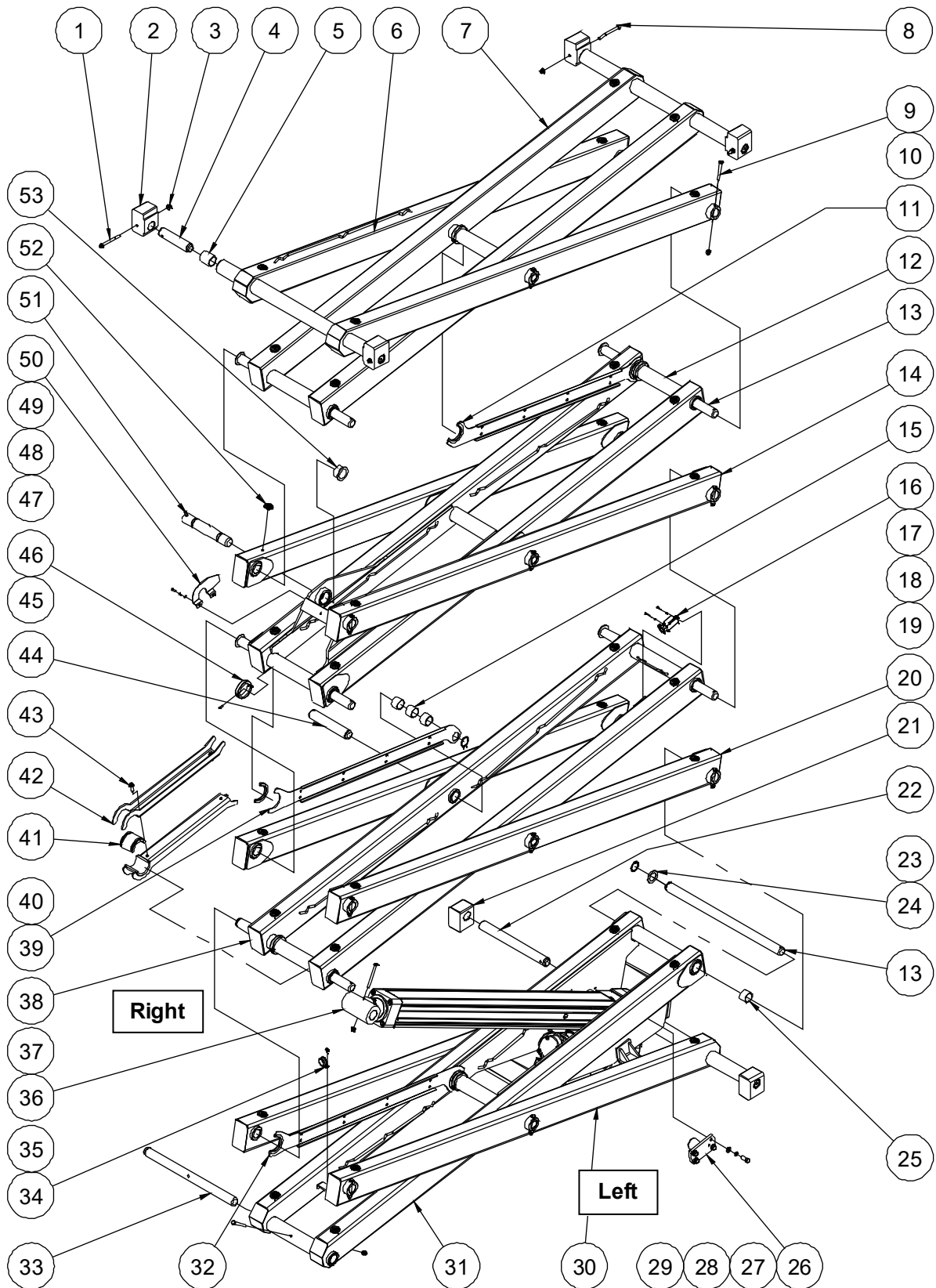
201.2 Scissor Assembly (JCPT1008PA)

Item	Part No.	Description	Qty.
1	00002891	Bolt GB/T 16674 M10×110	2
2	10000252	Platform slider	4
3	00002572	Nut GB/T 6183.1 M10	7
4	00002098	896B-38.1×146 Pin	4
5	00000439	8813-38.1x44.45x50.8 Bearing	6
6	10000605	Outer arm 3	1
7	10000737	Inner arm 4	1
8	00002884	Bolt GB/T 16674 M10×100	2
9	00001027	Bolt GB/T 5782 M10×80	14
10	00000623	Nut GB/T 6182 M10	14
11	10000044	Cable bridge	1
12	10027111	Inner arm 3	1
13	00000568	898-38.1×638.5 Pin	9
14	10007395	Outer arm 3	1
--	10014916	Outer arm 3, right	1
--	10014915	Outer arm, left	1
15	10000256	Spacer sleeve	2
16	00000748	Limit switch	1
17	00001054	Screw GB/T 70.1 M4×12	2
18	00002228	Screw GB/T 70.1 M4×25	2
19	00000779	Washer GB/T 93 4	4
20	10006738	Outer arm 2	1
--	10014914	Right single link	1
--	10014915	Outer arm, left	1
21	10000255	Chassis slider	2
22	00000598	895B-38.1×185 Pin	2
23	00000787	Circlips JB/ZQ 4342-38	11
24	10000254	Washer	10
25	00000438	8813-38.1x44.45x31.75 Bearing	22

201.2 Scissor Assembly (JCPT1008PA)

Item	Part No.	Description	Qty.
26	10023675	Pin	2
27	00002059	Bolt GB/T 5783 M12×30	8
28	00000815	Washer GB/T 93 12	8
29	00000814	Washer GB/T 97.1 12	8
30	10023688	Outer arm 1	1
31	10027101	Inner arm 1	1
32	10021440	Cable bridge	1
33	10002371	Pin	1
34	10023676	Clamp	1
35	00002029	Screw GB/T 70.1 M6×12	1
36		Electric cylinder assembly (refer to 202.1)	1
37	00001040	Bolt GB/T 5782 M10×100	1
38	10021276	Inner arm 2	1
39	10014454	Cable bridge	1
40	10011771	Clamp	5
41	10000260	Safety arm bushing	2
42	10000259	Safety arm	2
43	00005263	Bolt QC/T 340 M10×30	2
44	00000565	898-38.1×199.5 Pin	2
45	10011770	Collar	5
46	00000822	Screw GB/T 70.3 M5×16	5
47	10022883	Harness plate	1
48	00000605	Washer GB/T 97.1 5	2
49	00000606	Washer GB/T 93 5	2
50	00001246	Screw GB/T 70.1 M5×16	2
51	10027108	Pin	1
52	10000264	Block	32
53	00011198	8822-4230 Bearing	2

201.3 Scissor Assembly (JCPT1012PA)



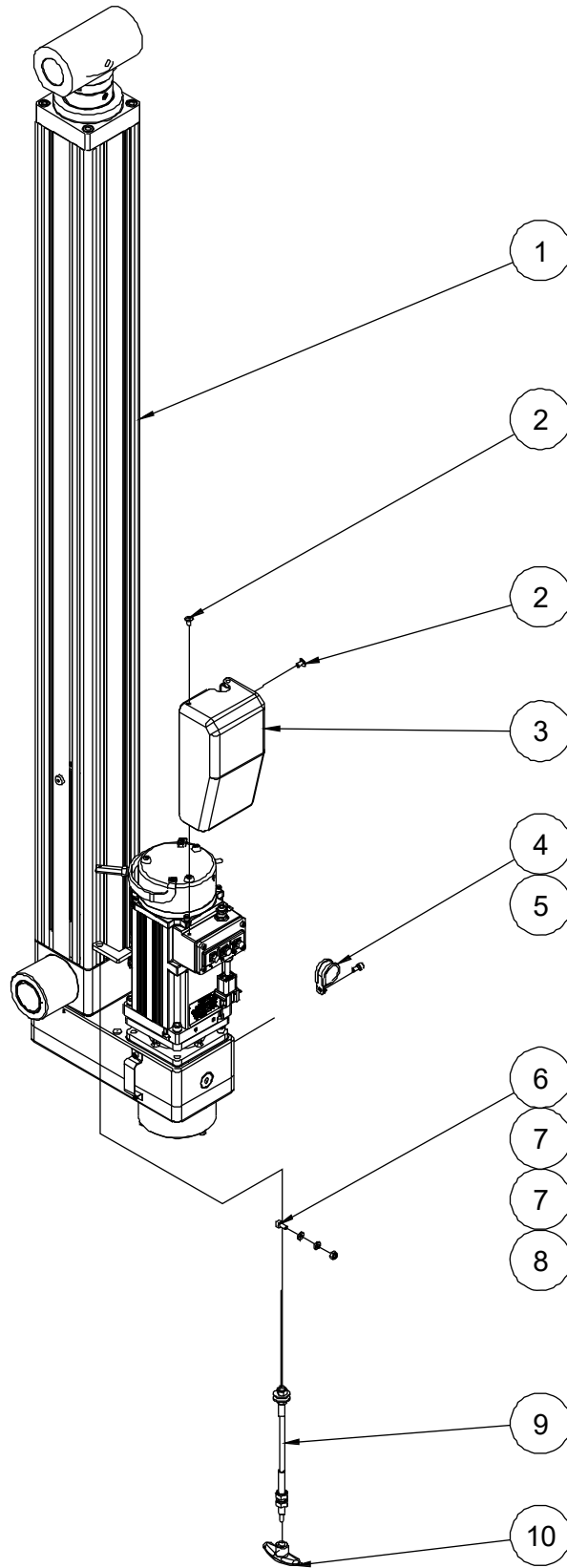
201.3 Scissor Assembly (JCPT1012PA)

Item	Part No.	Description	Qty.
1	00002884	Bolt GB/T 16674 M10×100	2
2	10000252	Platform slider	4
3	00002572	Nut GB/T 6183.1 M10	7
4	00002098	896B-38.1×146 Pin	4
5	00000439	8813-38.1x44.45x50.8 Bearing	6
6	10000293	Outer arm 5	1
7	10000739	Inner arm 4	1
8	00002891	Bolt GB/T 16674 M10×110	2
9	00001027	Bolt GB/T 5782 M10×80	15
10	00000623	Nut GB/T 6182 M10	15
11	10000044	Cable bridge	1
12	10027056	Inner arm 3	1
13	00000568	898-38.1×638.5 Pin	9
14	10007395	Outer arm 3	1
--	10014916	Outer arm 3, right	1
--	10014915	Outer arm, left	1
15	10000256	Spacer sleeve	2
16	00000748	Limit switch	1
17	00001054	Screw GB/T 70.1 M4×12	2
18	00002228	Screw GB/T 70.1 M4×25	2
19	00000779	Washer GB/T 93 4	4
20	10006738	Outer arm 2	1
--	10014914	Outer arm, right	1
--	10014915	Outer arm, left	1
21	10000255	Chassis slider	2
22	00002096	896B-38.1×25A Pin	2
23	00000787	Circlips JB/ZQ 4342-38	11
24	10000254	Washer	10
25	00000438	8813-38.1x44.45x31.75 Bearing	22

201.3 Scissor Assembly (JCPT1012PA)

Item	Part No.	Description	Qty.
26	10023675	Pin	2
27	00000815	Washer GB/T 93 12	8
28	00002059	Bolt GB/T 5783 M12×30	8
29	00000814	Washer GB/T 97.1 12	8
30	10023686	Outer arm 1	1
31	10026389	Inner arm 1	1
32	10021440	Cable bridge	1
33	10002371	Pin	1
34	10023676	Clamp	1
35	00002029	Screw GB/T 70.1 M6×12	1
36		Electric cylinder assembly (refer to 202.2)	1
37	00001040	Bolt GB/T 5782 M10×100	1
38	10021276	Inner arm 2	1
39	10014454	Cable bridge	1
40	10011771	Clamp	5
41	10000260	Safety arm bushing	2
42	10000259	Safety arm	2
43	00005263	Bolt QC/T 340 M10×30	2
44	00000565	898-38.1×199.5 Pin	2
45	00000822	Screw GB/T 70.3 M5×16	5
46	10011770	Collar	5
47	00001246	Screw GB/T 70.1 M5×16	2
48	00000605	Washer GB/T 97.1 5	2
49	00000606	Washer GB/T 93 5	2
50	10022883	Harness plate	1
51	10027108	Pin	1
52	10000264	Block	32
53	00011198	8823-4231 Bearing	2

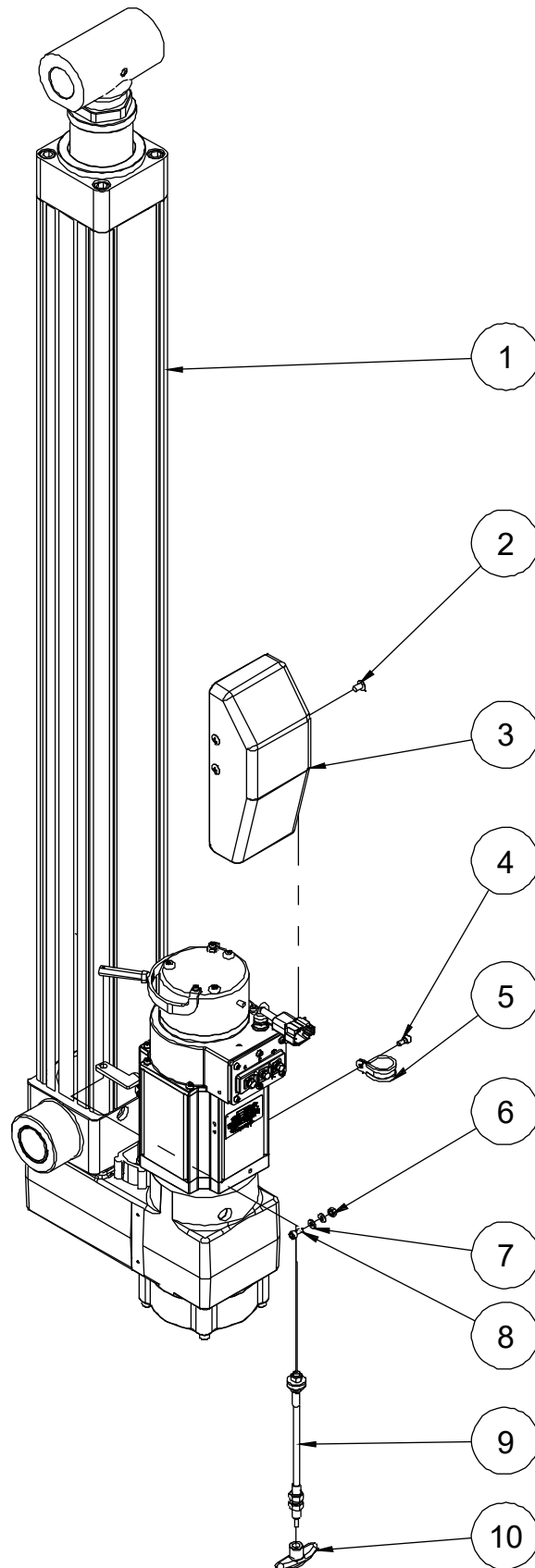
202.1 Electric Cylinder Assembly (JCPT0808PA, JCPT1008PA)



202.1 Electric Cylinder Assembly (JCPT0808PA, JCPT1008PA)

Item	Part No.	Description	Qty.
1	10026978	Electric cylinder (HL)	1
--	00011637	Electric cylinder	1
--	00010682	Reducer	1
--	00010683	Motor	1
2	00002247	Nut GB/T 6170 M6	1
3	10026744	Washer GB/T 97.1 6	2
4	10001457	Screw	1
5	00000999	Screw GB/T 973 M5×10	3
6	10023689	Motor cover	1
7	10023680	Emergency down cable assembly	1
8	00002029	Screw GB/T 70.1 M6×12	1
9	10027222	Lowering knob JB/T 7274.6 BM5×70	1
10	10023676	Clamp	1

202.2 Electric Cylinder Assembly (JCPT1012PA)

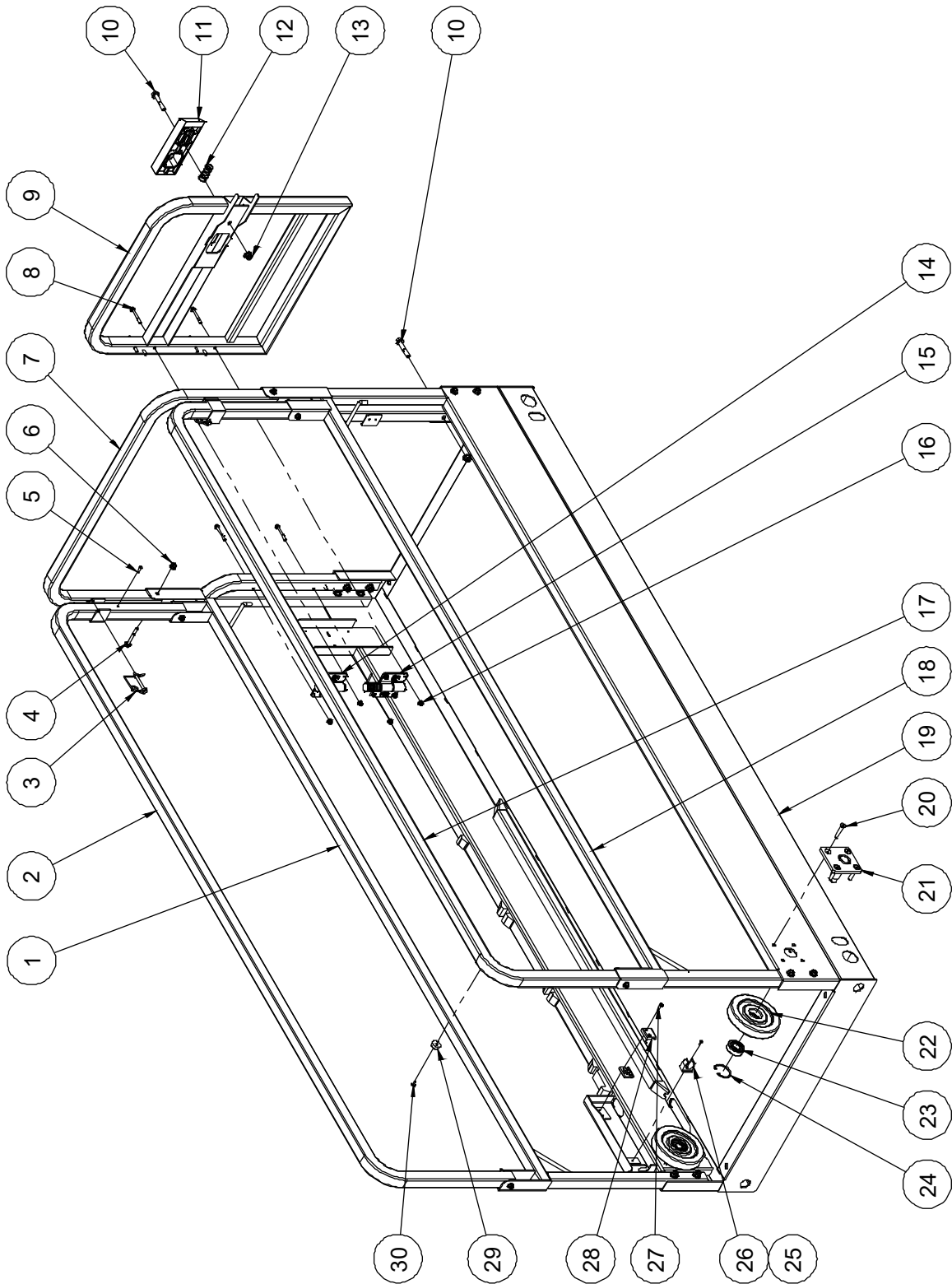


202.2 Electric Cylinder Assembly (JCPT1012PA)

Item	Part No.	Description	Qty.
1	10021275	Electric cylinder (HL)	1
--	00010686	Electric cylinder	1
--	00010687	Reducer	1
--	00010688	Motor	1
2	00001017	Screw GB/T 973 M6×12	4
3	10024232	Motor cover	1
4	00002029	Screw GB/T 70.1 M6×12	1
5	10023676	Clamp	1
6	00002247	Nut GB/T 6170 M6	1
7	00000620	Washer GB/T 97.1 6	2
8	10001457	Screw	1
9	10023680	Emergency down cable assembly	1
10	10000410	Lowering knob JB/T 7274.6 BM5×70	1

Section 3 Platform

301.1 Main Platform Assembly (JCPT0808PA, JCPT1008PA)



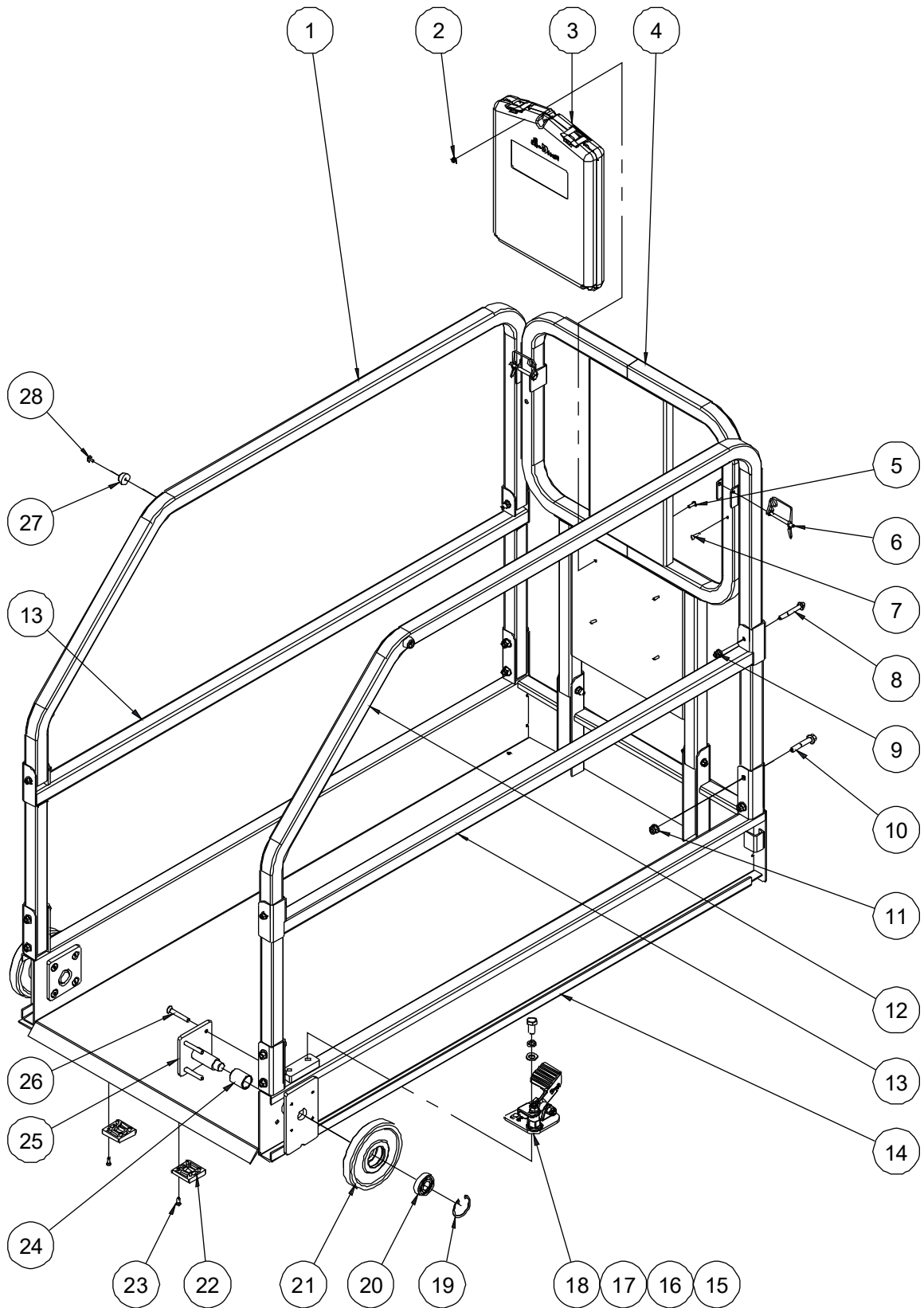
301.1 Main Platform Assembly (JCPT0808PA, JCPT1008PA)

Item	Part No.	Description	Qty.
1	10002069	Lower main rail, right	1
2	10000716	Upper main rail, right	1
3	10001178	Inserted pin	2
4	00002568	Bolt GB/T 16674 M8×60	6
5	00001991	Rivet GB/T 12618.4 4.8×16	2
6	00002575	Nut GB/T 6183.1 M8	6
7	10002077	Rear rail	1
8	00002581	Bolt GB/T 16674 M6×50	12
9	10002085	Entry gate	1
10	00002547	Bolt GB/T 16674 M10×55	13
11	10000331	Latch handle	1
12	10000367	Spring	1
13	00002572	Nut GB/T 6183.1 M10	13
14	10000299	Hinge A	1
15	10000302	Hinge B	1
16	00002574	Nut GB/T 6183.1 M6	12
17	10002076	Upper main rail, left	1
18	10002073	Lower main rail, left	1
19	10021743	Main deck weldment (JCPT0808PA)	1
	10014879	Main deck weldment (JCPT1008PA)	1
20	00001154	Screw GB/T 70.3 M8×45	8
21	10000307	Roller bracket	2
22	10002031	Roller	2
23	00001295	Bearing GB/T 276-1994 - 6204	2
24	00000887	Circlips GB/T 893.1-47	2
25	00004385	Screw GB/T 823 M4×8	1
26	00001823	Clip 24	1
27	00002064	Screw GB/T 70.1 M4×20	2
28	10001776	Wire clip	2

301.1 Main Platform Assembly (JCPT0808PA, JCPT1008PA)

Item	Part No.	Description	Qty.
29	10000376	Bumper	1
30	00001011	Screw GB/T 973 M5×12	1

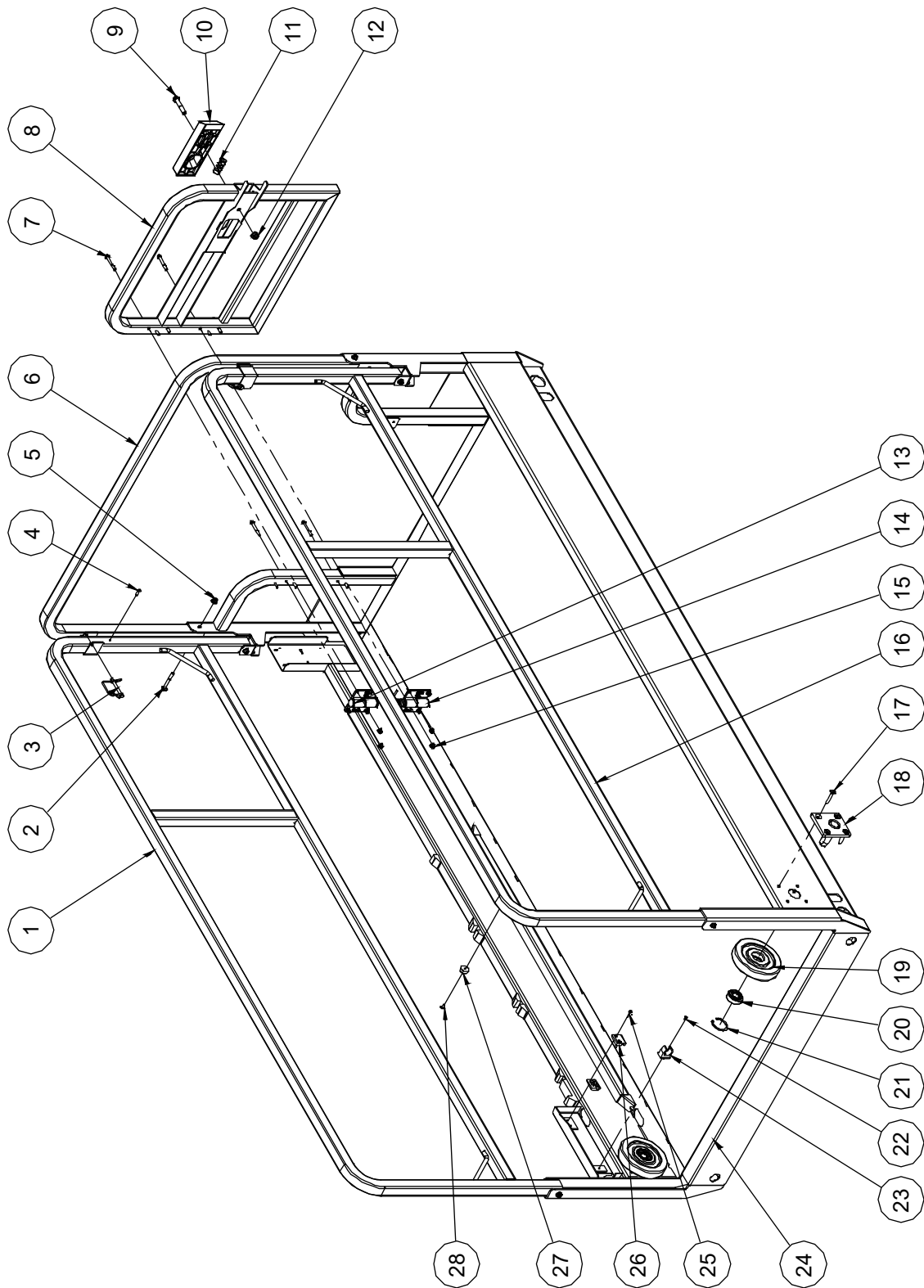
302.1 Platform Extension Assembly (JCPT0808PA, JCPT1008PA)



302.1 Platform Extension Assembly (JCPT0808PA, JCPT1008PA)

Item	Part No.	Description	Qty.
1	10002074	Left extension rail	1
2	00002573	Nut GB/T 6183.1 M5	4
3	50000555	Manual box	1
4	10000709	Front rail	1
5	00002523	Screw GB/T 973 M5×16	4
6	10001178	Inserted pin	2
7	00001991	Rivet GB/T 12618.4 4.8×16	2
8	00002568	Bolt GB/T 16674 M8×60	6
9	00002575	Nut GB/T 6183.1 M8	6
10	00002547	Bolt GB/T 16674 M10×55	8
11	00002572	Nut GB/T 6183.1 M10	8
12	10000703	Right extension rail	1
13	10002072	Lower extension rail	2
14	10014881	Extension deck weldment	1
15	00000816	Bolt GB/T 5783 M12×25	1
16	00000815	Washer GB/T 93 12	1
17	00000814	Washer GB/T 97.1 12	1
18		Platform locking device assembly (refer to 305.1)	1
19	00000887	Circlips GB/T 893.1-47	2
20	00001295	Bearing GB/T 276-1994 - 6204	2
21	10000305	Roller 2	2
22	10000046	Slide pad	2
23	00000822	Screw GB/T 70.3 M5×16	8
24	10017994	8812-263036 Bearing	2
25	10000307	Roller bracket	2
26	00001155	Screw GB/T 70.3 M8×55	8
27	10000376	Bumper	2
28	00001011	Screw GB/T 973 M5×12	2

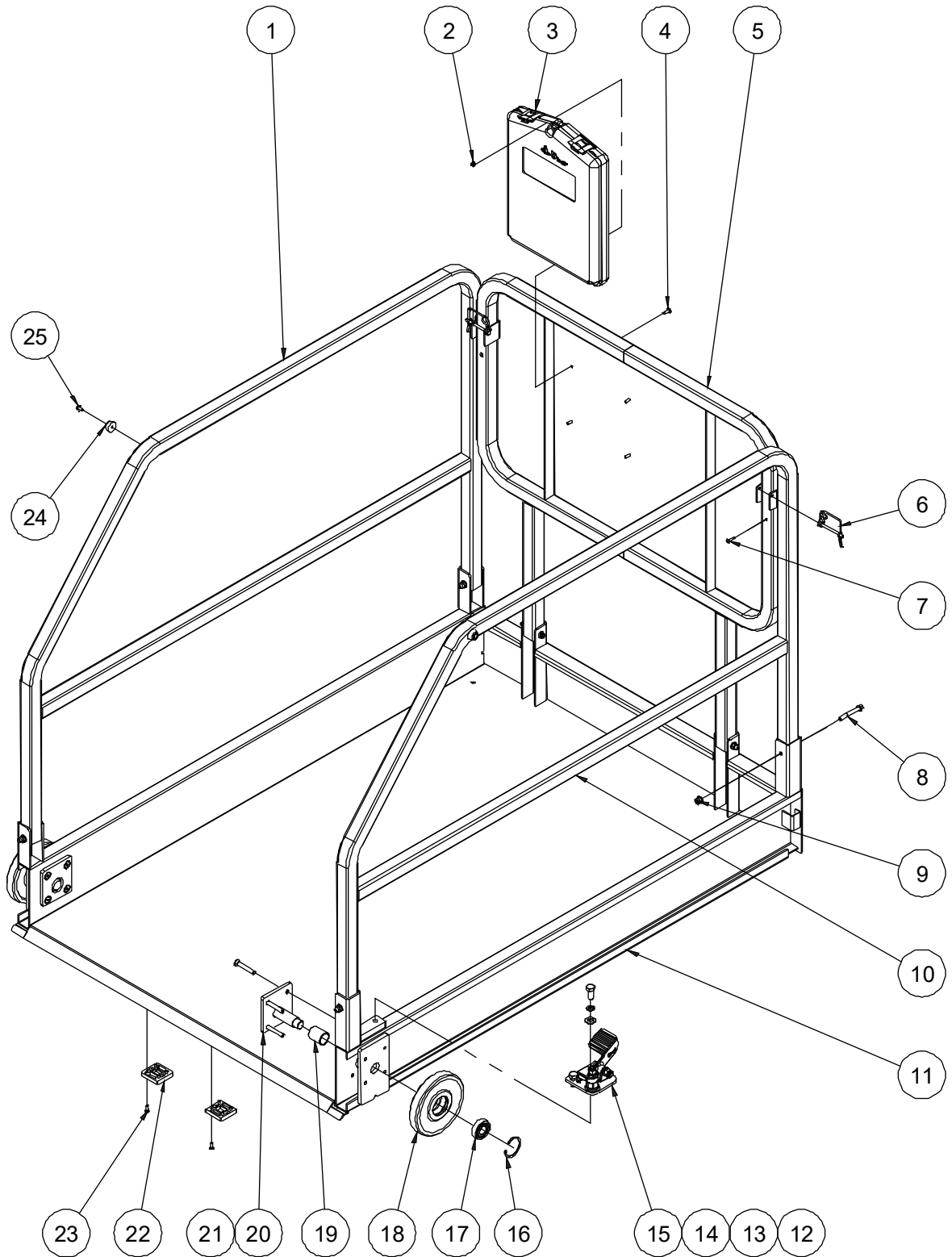
303.1 Main Platform Assembly (JCPT1012PA)



303.1 Main Platform Assembly (JCPT1012PA)

Item	Part No.	Description	Qty.
1	10016095	Right main rail	1
2	00002568	Bolt GB/T 16674 M8×60	6
3	10001178	Inserted pin	2
4	00001991	Rivet GB/T 12618.4 4.8×16	2
5	00002575	Nut GB/T 6183.1 M8	6
6	10000374	Rear rail	1
7	00002581	Bolt GB/T 16674 M6×50	12
8	10000368	Entry gate	1
9	00002547	Bolt GB/T 16674 M10×55	1
10	10000331	Latch handle	1
11	10000367	Spring	1
12	00002572	Nut GB/T 6183.1 M10	1
13	10000299	Hinge A	1
14	10000302	Hinge B	1
15	00002574	Nut GB/T 6183.1 M6	12
16	10016094	Left main rail	1
17	00001154	Screw GB/T 70.3 M8×45	8
18	10000307	Roller bracket	2
19	10002031	Roller	2
20	00001295	Bearing GB/T 276-1994 - 6204	2
21	00000887	Circlips GB/T 893.1-47	2
22	00004385	Screw GB/T 823 M4×8	1
23	00001823	Clip 24	1
24	10012801	Main deck weldment	1
25	00002064	Screw GB/T 70.1 M4×20	2
26	10001776	Wire clip	2
27	10000376	Bumper	1
28	00001011	Screw GB/T 973 M5×12	1

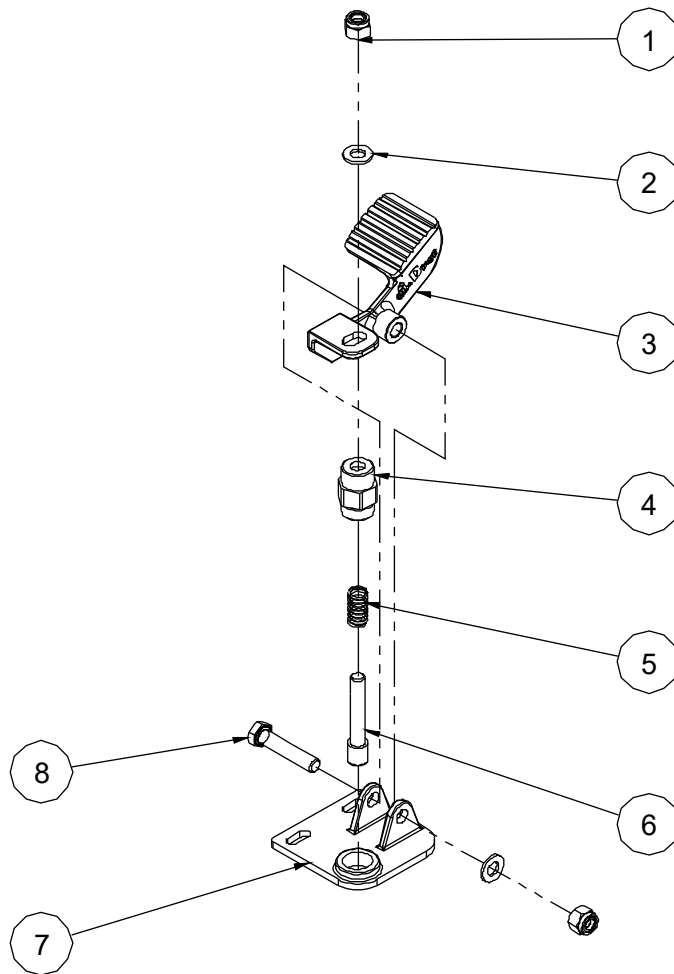
304.1 Platform Extension Assembly (JCPT1012PA)



304.1 Platform Extension Assembly (JCPT1012PA)

Item	Part No.	Description	Qty.
1	10000354	Left extension rail	1
2	00002573	Nut GB/T 6183.1 M5	4
3	50000555	Manual box	1
4	00002523	Screw GB/T 973 M5×16	4
5	10000357	Front rail	1
6	10001178	Inserted pin	2
7	00001991	Rivet GB/T 12618.4 4.8×16	2
8	00002568	Bolt GB/T 16674 M8×60	6
9	00002575	Nut GB/T 6183.1 M8	6
10	10000361	Right extension rail	1
11	10012808	Extension deck weldment	1
12	00000814	Washer GB/T 97.1 12	1
13	00000815	Washer GB/T 93 12	1
14	00000816	Bolt GB/T 5783 M12×25	2
15		Platform locking device assembly (refer to 305.1)	1
16	00000887	Circlips GB/T 893.1-47	2
17	00001295	Bearing GB/T 276-1994 - 6204	2
18	10000305	Roller 2	2
19	10017994	8812-263036 Bearing	2
20	10000307	Roller bracket	2
21	00001155	Screw GB/T 70.3 M8×55	8
22	10000046	Slide pad	2
23	00000822	Screw GB/T 70.3 M5×16	8
24	10000376	Bumper	2
25	00001011	Screw GB/T 973 M5×12	2

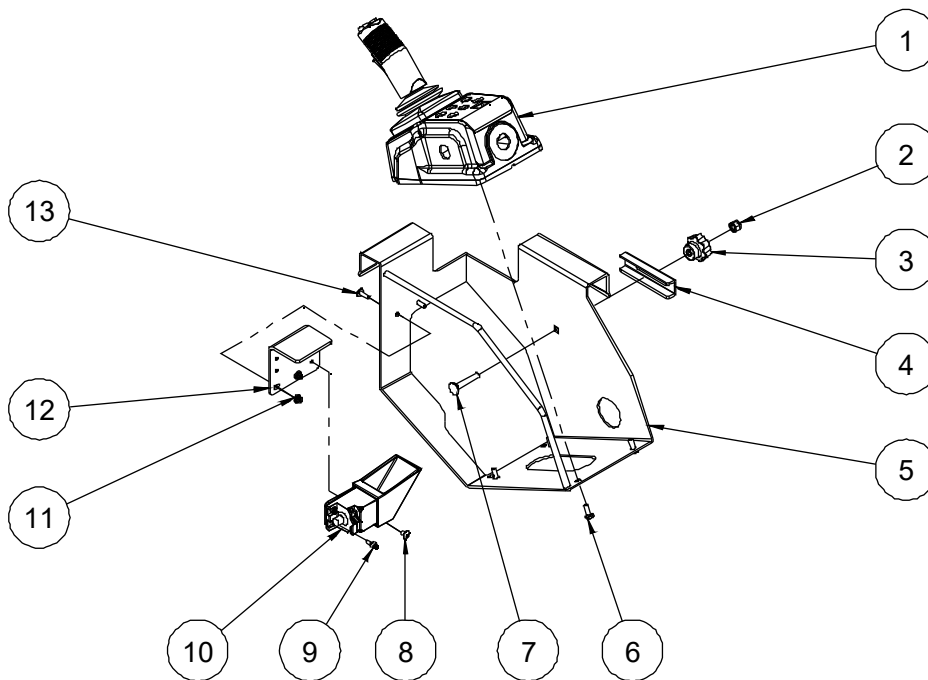
305.1 Platform Locking Device Assembly



305.1 Platform Locking Device Assembly

Item	Part No.	Description	Qty.
1	00000623	Nut GB/T 6182 M10	2
2	00000615	Washer GB/T 97.1 10	2
3	10000334	Foot pedal	1
4	10000337	Lock pin housing	1
5	10000336	Spring	1
6	10000338	Lock pin	1
7	10012175	Bracket	1
8	00002030	Bolt GB/T 5782 M10×50	1

306.1 Platform Control Assembly

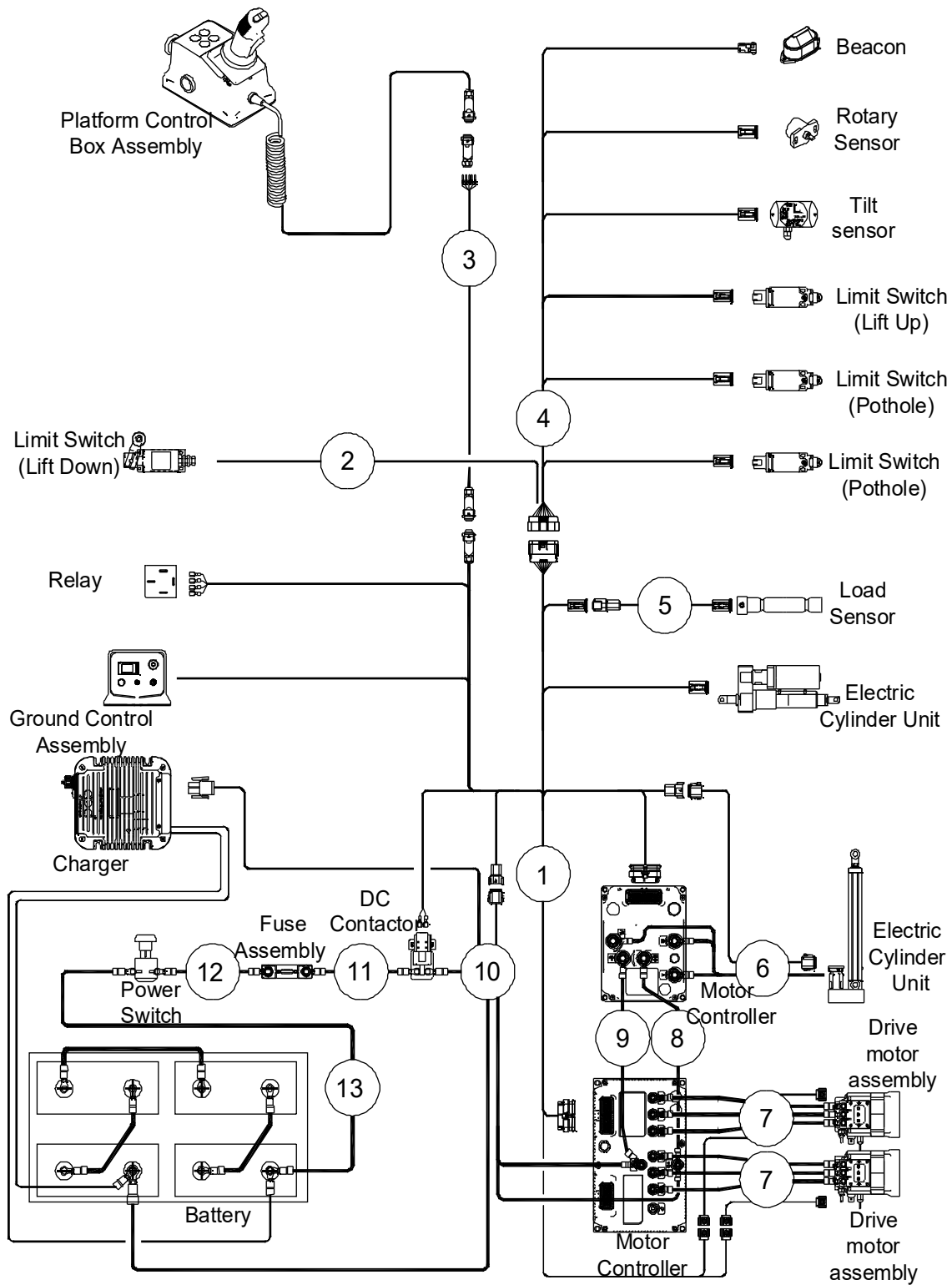


306.1 Platform Control Assembly

Item	Part No.	Description	Qty.
1	00007739	Platform control box assembly (refer to 307.1)	1
2	00001163	Nut GB/T 6182 M8	1
3	10004827	Handle	1
4	10002023	Locating plate	1
5	10000390	Platform control box mount bracket (tilted, without cover)	1
	10013686	Platform control box mount bracket (tilted, with cover)	1
	10001715	Platform control box mount bracket (horizontal, with cover)	1
6	00001986	Screw GB/T 818 M6×16 - H	4
7	00004384	Bolt GB/T 801 M8×45	1
8	00001010	Screw GB/T 973 M5×8 (option)	1
9	00001252	Screw GB/T 70.1 M5×12 (option)	2
10	00006871	Ultrasonic sensor (option)	1
11	00002573	Nut GB/T 6183.1 M5 (option)	2
12	10012853	Sensor bracket (option)	1
13	00002523	Screw GB/T 973 M5×16 (option)	2

Section 4 Electrical System

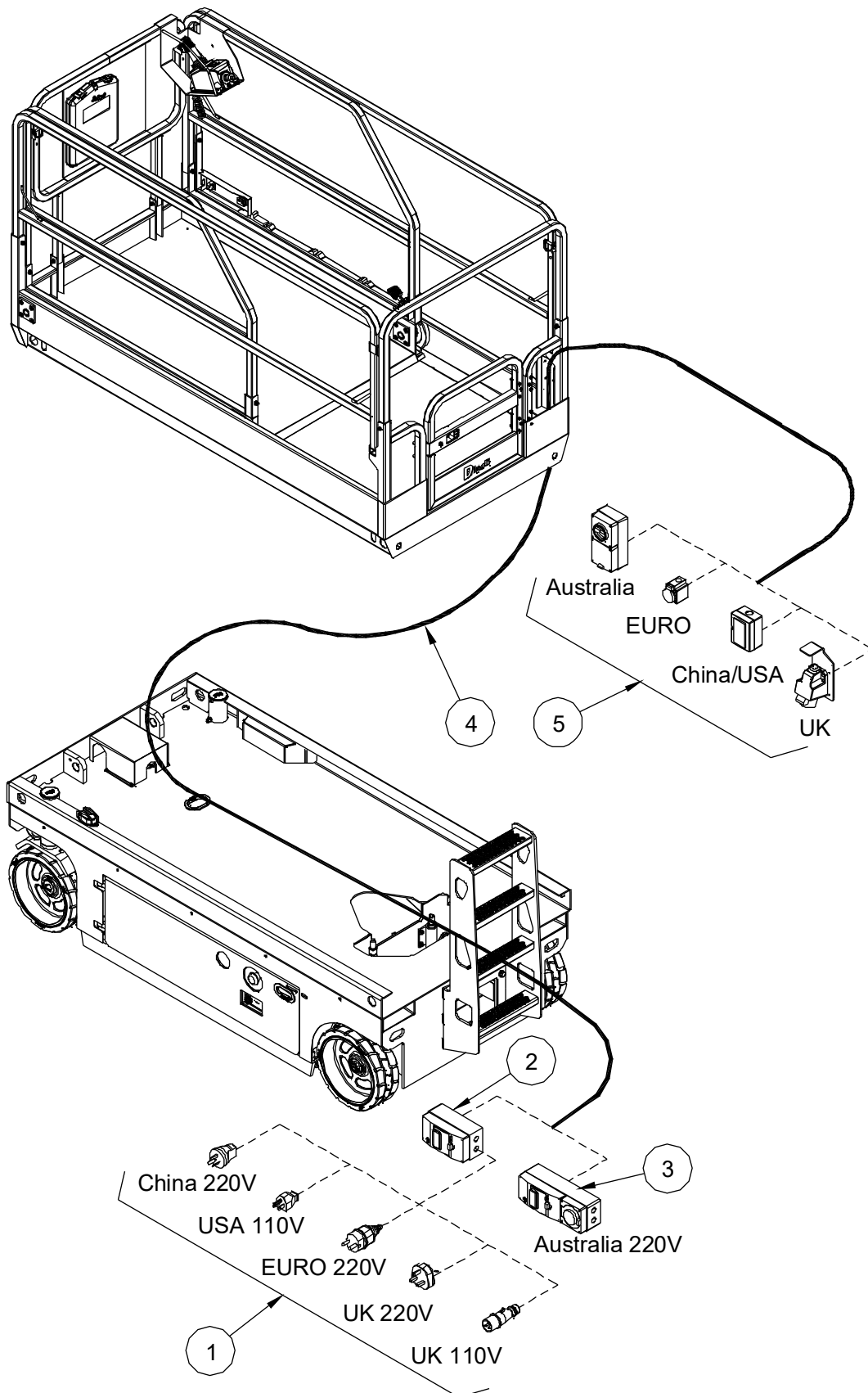
401.1 Electrical Harness



401.1 Electrical Harness

Item	Part No.	Description	Qty.
1	00010152	ECU harness	1
2	00010155	Lift Down Limit switch harness (JCPT0808PA, JCPT1008PA)	1
	00010162	Lift Down Limit switch harness (JCPT1012PA)	1
3	00007728	Platform control box harness (JCPT0808PA)	1
	00007726	Platform control box harness (JCPT1008PA)	1
	00007722	Platform control box harness (JCPT1012PA)	1
4	00010154	Sensor and Limit harness (JCPT0808PA, JCPT1008PA)	1
	00010156	Sensor and Limit harness (JCPT1012PA)	1
5	00010158	Load sensor harness (JCPT0808PA)	1
	00010159	Load sensor harness (JCPT1008PA)	1
	00010161	Load sensor harness (JCPT1012PA)	1
6	00010153	Lift motor harness (JCPT0808PA, JCPT1008PA)	1
	00010167	Lift motor harness (JCPT1012PA)	1
7	00010826	Drive motor harness (JCPT0808PA, JCPT1008PA)	2
	00010827	Drive motor harness (JCPT1012PA)	2
8	00010163	Motor controller positive harness	1
9	00010164	Motor controller negative harness	1
10	00010151	Power harness (JCPT0808PA, JCPT1008PA)	1
	00010157	Power harness (JCPT1012PA)	1
11	00007496	Power harness	1
12	00007677	Power harness	1
13	00007356	Power harness	1

402.1 Power to Platform

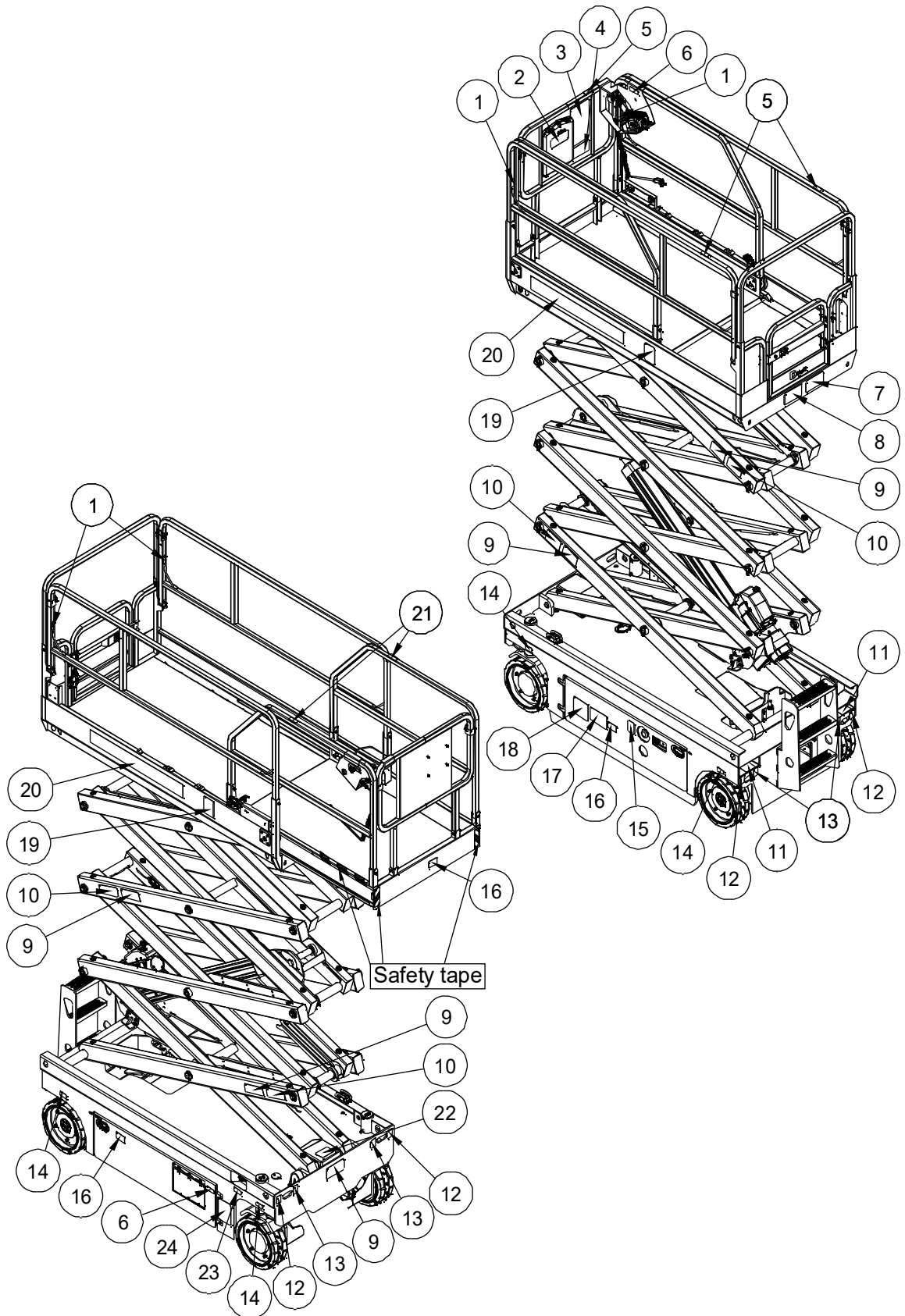


402.1 Power to Platform

Item	Part No.	Description	Qty.
1	00003148	AC plug (China 220V)	1
	00003149	AC plug (USA 110V)	1
	00003151	AC plug (European 220V)	1
	00003150	AC plug (UK 220V)	1
	00002615	AC plug (UK 110V)	1
2	00002634	Circuit breaker (Option)	1
3	00002603	AC plug (Australia 220V)	1
4	00003152	Wire cable, platform AC power (JCPT0808PA)	1
	00003153	Wire cable, platform AC power (JCPT1008PA)	1
	00003154	Wire cable, platform AC power (JCPT1012PA)	1
5	00002617	AC socket (Australia)	1
	00002709	AC socket (European)	1
	00000668	AC socket (China/USA)	1
	00004771	AC socket (UK) (AC socket bracket: 10016048)	1

Section 5 Decal

501.1 Decals with Words (CE)



501.1 Decals with Words (CE)

Item	Part No.	Description	Qty.
1	09440011	Decal, Label-Lanyard anchorage point	4
2	09340001	Decal, Notice-Keep the manual with the machine	1
3	09440001	Decal, Danger-General safety rules	1
4	09440003	Decal, Danger-Tip-over hazard, tilt-alarm	1
5	09340070	Decal, Symbols-Non operating hand position	3
6	09340003	Decal, Instructions-Refer the operator to the instructions for use	2
7	09440013	Decal, Label-Capacity 380kg (JCPT0808PA)	1
	09440014	Decal, Label-Capacity 230kg (JCPT1008PA)	1
	09440015	Decal, Label-Capacity 450kg (JCPT1012PA)	1
8	09440005	Decal, Warning-Use indoors only (JCPT1008PA)	1
9	09430003	Decal, Danger-Keep away from moving parts	5
10	09430001	Decal, Danger-Safety arm	4
11	09310001	Decal, Instructions-Forklift pockets	2
12	09310003	Decal, Instructions-Tie down point	4
13	09310002	Decal, Instructions-Lift point	4
14	09310008	Decal, Instructions-Maximum wheel load 1000kg 2200 lbs (JCPT0808PA)	4
	09310010	Decal, Instructions-Maximum wheel load 960kg 2112 lbs (JCPT1008PA)	4
	09310012	Decal, Instructions-Maximum wheel load 1240kg 2728 lbs (JCPT1012PA)	4
15	09310006	Decal, Notice-Main power switch operation	1
16	09540001	Decal, Label-CE	3
17	09410129	Decal, Warning-Charge warning	1
18	09410001	Decal, Danger-Explosion/burn hazard	1
19	09440009	Decal, Caution-Max. manual force 400N (Indoor)200N (Outdoor) (JCPT0808PA,)	2
	09440007	Decal, Caution-Max. manual force 400N (JCPT1008PA, JCPT1012PA)	2
20	09640254	Decal, Cosmetic-JCPT0808PA	2
	09640255	Decal, Cosmetic-JCPT1008PA	2

501.1 Decals with Words (CE)

Item	Part No.	Description	Qty.
20	09640256	Decal, Cosmetic-JCPT1012PA	2
21	09440212	Decal, Warning-Crushing hazard	2
22	09410005	Decal, Danger-Do not alter or disable limit switch	1
23	09310004	Decal, Instructions-Emergency lower	1
24	09410003	Decal, Warning-Inspected and operation properly	1

501.1 Decals with Words (CE)

① 09440011

④ 09440003

⑧ 09440005

⑦ 09440014

⑦ 09440013

⑦ 09440015

② 09340001

⑤ 09340070

⑥ 09340003

⑨ 09430003

⑩ 09310003

⑬ 09310002

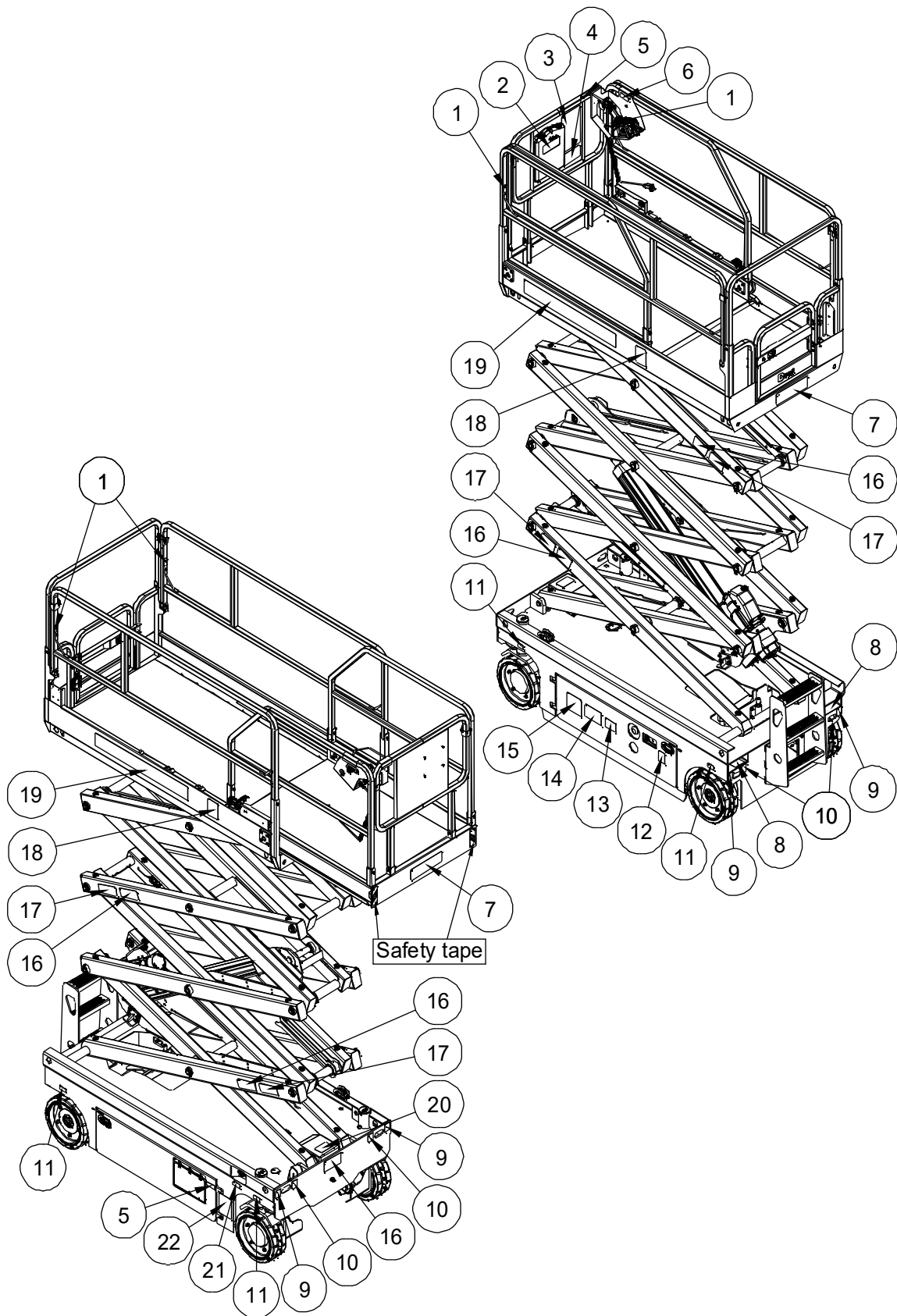
⑪ 09310001

③ 09440001

501.1 Decals with Words (CE)

<p>⑩ 09430001</p>	<p>⑭ 09310008</p>	<p>⑭ 09310012</p>	<p>⑮ 09310006</p>
<p>⑰ 09410129</p>	<p>⑭ 09310010</p>	<p>⑯ 09540001</p>	
<p>⑱ 09410001</p>	<p>⑲ 09440009</p>	<p>⑲ 09440007</p>	
<p>⑳ 09440212</p>	<p>㉒ 09410005</p>	<p>㉔ 09410003</p>	
<p>㉑ 09640254</p> <p>JCPT0808PA</p>	<p>㉓ 09310004</p>		
<p>㉑ 09640255</p> <p>JCPT1008PA</p>			
<p>㉑ 09640256</p> <p>JCPT1012PA</p>			

501.2 Decals with Words (ANSI)



501.2 Decals with Words (ANSI)


Item	Part No.	Description	Qty.
1	09440011	Decal, Label-Lanyard anchorage point	4
2	09340001	Decal, Notice-Keep the manual with the machine	1
3	09440037	Decal, Danger-General safety rules	1
4	09440003	Decal, Danger-Tip-over hazard, tilt-alarm	1
5	09340005	Decal, Instructions-Platform controller normal position	1
6	09340003	Decal, Instructions-Refer the operator to the instructions for use	2
7	09440305	Decal, Label-Capacity 840 lbs 380kg (JCPT0808PA)	2
	09440304	Decal, Label-Capacity 500 lbs 227kg (JCPT1008PA)	2
	09440306	Decal, Label-Capacity 1000 lbs 454kg (JCPT1012PA)	2
8	09310001	Decal, Instructions-Forklift pockets	2
9	09310003	Decal, Instructions-Tie down point	4
10	09310002	Decal, Instructions-Lift point	4
11	09310008	Decal, Instructions-Maximum wheel load 1000kg 2200lbs (JCPT0808PA)	4
	09310010	Decal, Instructions-Maximum wheel load 960kg 2112 lbs (JCPT1008PA)	4
	09310012	Decal, Instructions-Maximum wheel load 1240kg 2728 lbs (JCPT1012PA)	4
12	09310006	Decal, Notice-Main power switch operation	1
13	09410007	Decal, Warning-Change battery (Lead-acid Battery)	1
	09410189	Decal, Warning-Change battery (Lithium Battery)	1
14	09410129	Decal, Warning-Charge warning	1
15	09410001	Decal, Danger-Explosion/burn hazard	1
16	09430003	Decal, Danger-Keep away from moving parts	5
17	09430001	Decal, Danger-Safety arm	4
18	09440302	Decal, Warning-Max. manual force 90 lbs 400N (Indoor) 45 lbs 200N (Outdoor) (JCPT0808PA, JCPT1008PA)	2
	09440301	Decal, Warning-Max. manual force 90 lbs 400N (JCPT1012PA)	2
19	09640254	Decal, Cosmetic-JCPT0808PA	2
	09640255	Decal, Cosmetic-JCPT0808PA	2

501.2 Decals with Words (ANSI)


Item	Part No.	Description	Qty.
19	09640256	Decal, Cosmetic-JCPT1012PA	2
20	09410005	Decal, Danger-Do not alter or disable limit switch	1
21	09310004	Decal, Instructions-Emergency lower	1
22	09410003	Decal, Warning-Inspected and operation properly	1

501.2 Decals with Words (ANSI)


① 09440011




② 09340001




③ 09440037



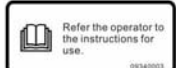
④ 09440003




⑤ 09340005




⑥ 09340003




⑪ 09310008



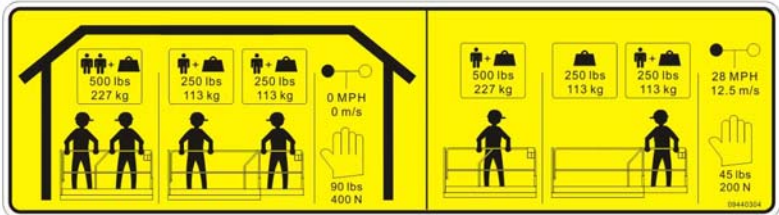
⑪ 09310010




⑪ 09310012



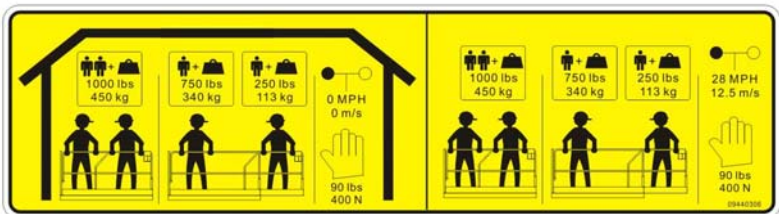
⑦ 09440304




⑦ 09440305




⑦ 09440306




⑧ 09310001



⑨ 09310003



⑩ 09310002



501.2 Decals with Words (ANSI)

12) 09310006

14) 09410129

13) 09410007

15) 09410001

18) 09440301

13) 09410189

16) 09430003

18) 09440302

20) 09410005

17) 09430001

21) 09310004

22) 09410003

19) 09640254

JCPT0808PA

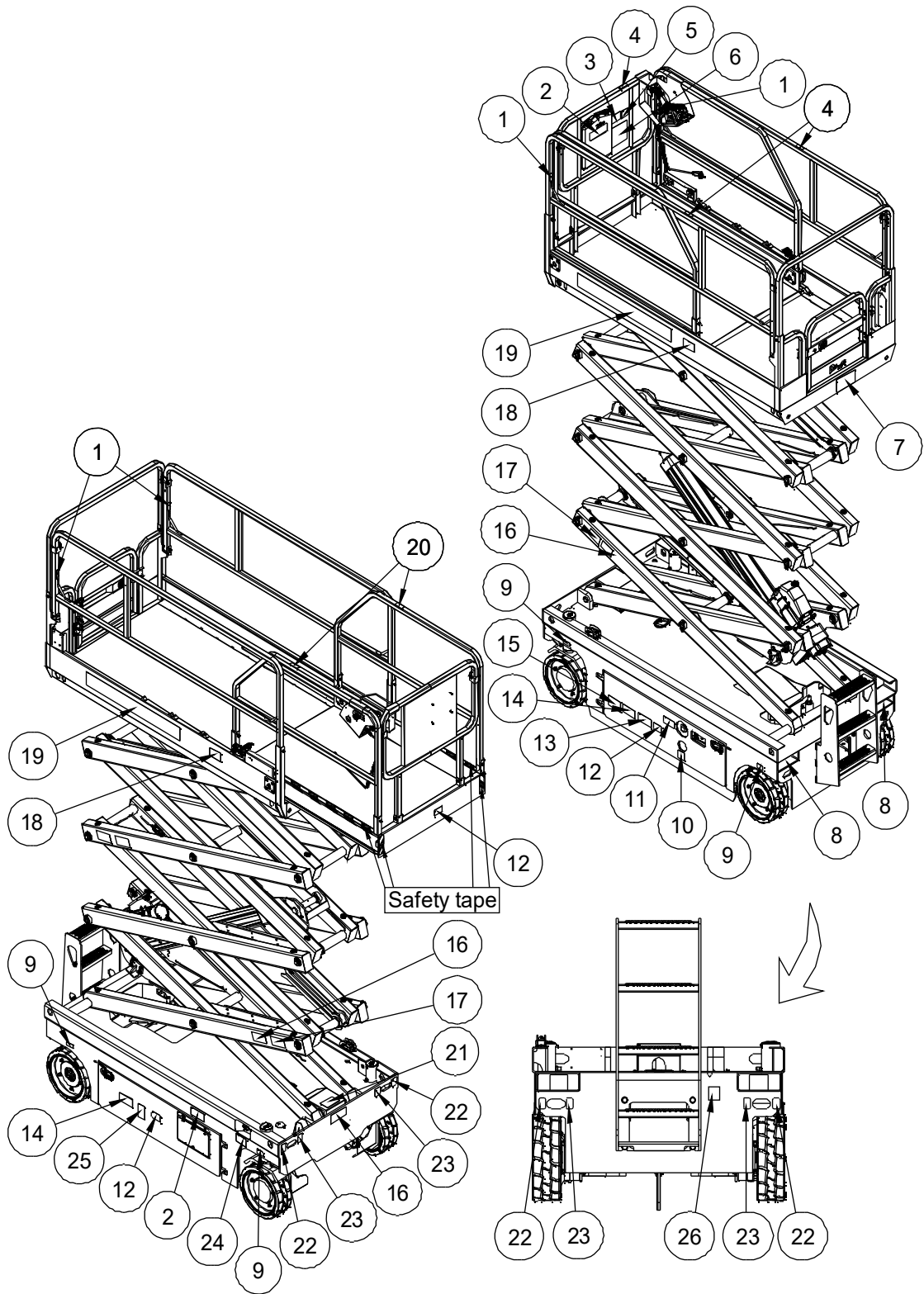
19) 09640255

JCPT1008PA

19) 09640256

JCPT1012PA

502.1 Decals with Symbols (CE)



502.1 Decals with Symbols (CE)

Item	Part No.	Description	Qty.
1	09440089	Decal, Label-Lanyard anchorage point	4
2	09340026	Decal, Symbols-Refer the operator to the instructions for use	2
3	09440090	Decal, Symbols-Tip-over hazard, tilt-alarm	1
4	09340070	Decal, Symbols-Non operating hand position	3
5	09340028	Decal, Instructions-Directional arrows	1
6	09440091	Decal, Symbols-General safety rules	1
7	09440013	Decal, Label-Capacity 380kg (JCPT0808PA)	1
	09440014	Decal, Label-Capacity 230kg (JCPT1008PA)	1
	09440015	Decal, Label-Capacity 450kg (JCPT1012PA)	1
8	09310001	Decal, Instructions-Forklift pockets	2
9	09310008	Decal, Instructions-Maximum wheel load 1000kg 2200 lbs (JCPT0808PA)	4
	09310010	Decal, Instructions-Maximum wheel load 960kg 2112 lbs (JCPT1008PA)	4
	09310012	Decal, Instructions-Maximum wheel load 1240kg 2728 lbs (JCPT1012PA)	4
10	09310099	Decal, Symbols-Battery charging instructions	1
11	09310078	Decal, Symbols-Main power switch operation	1
12	09540001	Decal, Label-CE	3
13	09410048	Decal, Symbols-Explosion/burn hazard	1
14	09410049	Decal, Symbols-Electrocution hazard	2
15	09410147	Decal, Symbols-Charge warning	1
16	09430009	Decal, Symbols-Keep away from moving parts	5
17	09430008	Decal, Symbols-Safety arm	4
18	09440085	Decal, Symbols-Max. manual force 400N (Indoor) 200N (Outdoor) (JCPT0808PA)	2
	09440086	Decal, Symbols-Max. manual force 400N (Indoor) (JCPT1008PA)	2
	09440087	Decal, Symbols-Max. manual force 400N (Indoor) 400N (Outdoor) (JCPT1012PA)	2
19	09640254	Decal, Cosmetic-JCPT0808PA	2

502.1 Decals with Symbols (CE)

Item	Part No.	Description	Qty.
19	09640255	Decal, Cosmetic-JCPT1008PA	2
	09640256	Decal, Cosmetic-JCPT1012PA	2
20	09440212	Decal, Warning-Crushing hazard	2
21	09410051	Decal, Symbols-Do not alter or disable limit switch	1
22	09310003	Decal, Instructions-Tie down point	4
23	09310002	Decal, Instructions-Lift point	4
24	09310096	Decal, Symbols-Emergency lower	1
25	09410050	Decal, Symbols-Injection hazard	1
26	09310098	Decal, Symbols-Platform power instructions	1

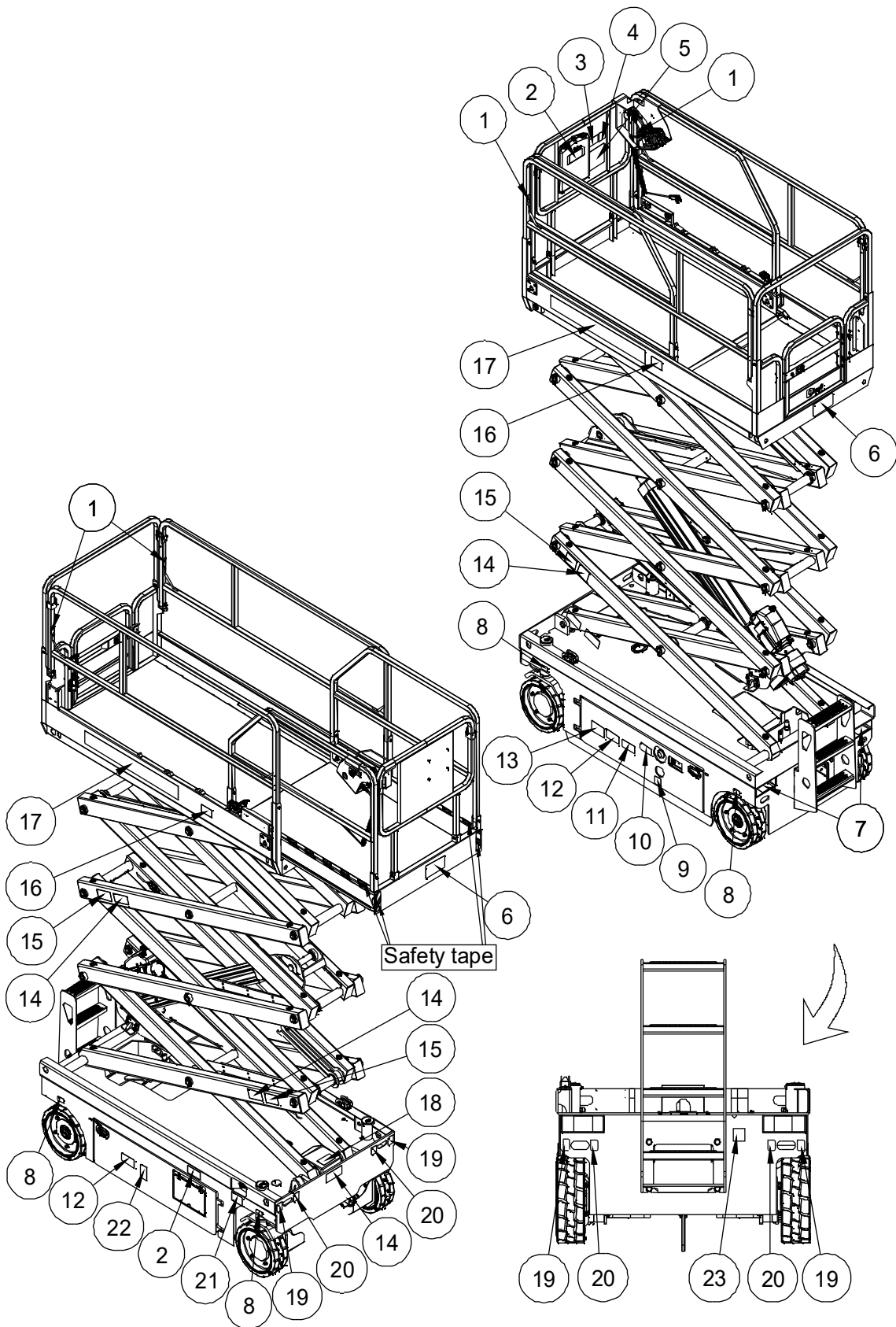
502.1 Decals with Symbols (CE)

<p>① 09440089</p>	<p>② 09340026</p>	<p>⑥ 09440091</p>	
<p>③ 09440090</p>	<p>④ 09340070</p>		
<p>⑤ 09340028</p>	<p>⑧ 09310001</p>	<p>⑩ 09310099</p>	<p>⑪ 09310078</p>
<p>⑦ 09440014</p>	<p>⑫ 09540001</p>	<p>⑬ 09410048</p>	
<p>⑦ 09440013</p>	<p>⑨ 09310008</p>	<p>⑨ 09310010</p>	
<p>⑦ 09440015</p>	<p>⑨ 09310012</p>		

502.1 Decals with Symbols (CE)

<p>14 09410049</p>	<p>16 09430009</p>	<p>18 09440085</p>	
<p>15 09410147</p>	<p>17 09430008</p>	<p>18 09440086</p>	
<p>18 09440087</p>	<p>20 09440212</p>	<p>21 09410051</p>	<p>22 09310003</p>
<p>23 09310002</p>	<p>25 09410050</p>	<p>24 09310096</p>	<p>26 09310098</p>
<p>19 09640254</p> <h1>JCPT0808PA</h1>			
<p>19 09640255</p> <h1>JCPT1008PA</h1>			
<p>19 09640256</p> <h1>JCPT1012PA</h1>			

502.2 Decals with Symbols (ANSI)



502.2 Decals with Symbols (ANSI)

Item	Part No.	Description	Qty.
1	09440089	Decal, Label-Lanyard anchorage point	4
2	09340026	Decal, Symbols-Refer the operator to the instructions for use	2
3	09440090	Decal, Symbols-Tip-over hazard, tilt-alarm	1
4	09340028	Decal, Instructions-Directional arrows	1
5	09440091	Decal, Symbols-General safety rules	1
6	09440305	Decal, Label-Capacity 840 lbs 380kg (JCPT0808PA)	2
	09440304	Decal, Label-Capacity 500 lbs 227kg (JCPT1008PA)	2
	09440306	Decal, Label-Capacity 1000 lbs 454kg (JCPT1012PA)	2
7	09310001	Decal, Instructions-Forklift pockets	2
8	09310008	Decal, Instructions-Maximum wheel load 2200 lbs 1000kg (JCPT0808PA)	4
	09310010	Decal, Instructions-Maximum wheel load 2112 lbs 960kg (JCPT1008PA)	4
	09310012	Decal, Instructions-Maximum wheel load 2728 lbs 1240kg (JCPT1012PA)	4
9	09310528	Decal, Symbols-Battery charging instructions	1
10	09310078	Decal, Symbols-Main power switch operation	1
11	09410048	Decal, Symbols-Explosion/burn hazard	1
12	09410049	Decal, Symbols-Electrocution hazard	2
13	09410147	Decal, Symbols-Charge warning	1
14	09430009	Decal, Symbols-Keep away from moving parts	5
15	09430008	Decal, Symbols-Safety arm	4
16	09440085	Decal, Symbols-Max. manual force 400N (Indoor) 200N (Outdoor) (JCPT0808PA, JCPT1008PA)	2
	09440087	Decal, Symbols-Max. manual force 400N (Indoor) 400N (Outdoor) (JCPT1012PA)	2
17	09640254	Decal, Cosmetic-JCPT0808PA	2
	09640255	Decal, Cosmetic-JCPT1008PA	2
	09640256	Decal, Cosmetic-JCPT1012PA	2
18	09410051	Decal, Symbols-Do not alter or disable limit switch	1
19	09310003	Decal, Instructions-Tie down point	4

502.2 Decals with Symbols (ANSI)

Item	Part No.	Description	Qty.
20	09310002	Decal, Instructions-Lift point	4
21	09310096	Decal, Symbols-Emergency lower	1
22	09410050	Decal, Symbols-Injection hazard	1
23	09310554	Decal, Symbols-Platform power instructions	1

502.2 Decals with Symbols (ANSI)

<p>① 09440089</p>	<p>② 09340026</p>	<p>⑤ 09440091</p>
<p>③ 09440090</p>	<p>④ 09340028</p>	
<p>⑦ 09310001</p>	<p>⑨ 09310528</p>	<p>⑩ 09310078</p>
<p>⑥ 09440304</p>	<p>⑧ 09310008</p>	
<p>⑥ 09440305</p>	<p>⑧ 09310010</p>	
<p>⑥ 09440306</p>	<p>⑧ 09310012</p>	

502.2 Decals with Symbols (ANSI)

<p>⑪ 09410048</p>	<p>⑭ 09430009</p>	<p>⑯ 09440085</p>	
<p>⑫ 09410049</p>	<p>⑮ 09430008</p>	<p>⑯ 09440087</p>	
<p>⑬ 09410147</p>	<p>⑱ 09410051</p>	<p>⑲ 09310003</p>	
<p>⑳ 09310002</p>	<p>㉑ 09310096</p>	<p>㉒ 09410050</p>	<p>㉓ 09310554</p>
<p>⑰ 09640254</p> <h1>JCPT0808PA</h1>			
<p>⑰ 09640255</p> <h1>JCPT1008PA</h1>			
<p>⑰ 09640256</p> <h1>JCPT1012PA</h1>			

DINGLI AWP INDIA PRIVATE LIMITED

Address: Sahney Towers, 81, First Floor, Poonamallee High Road, Nerkundram,

Chennai, Tamil Nadu - 600 107

Telephone: +91-98846 48464

E-mail: support@dinglisaarc.com

Website: www.dinglisaarc.com

DINGLI