

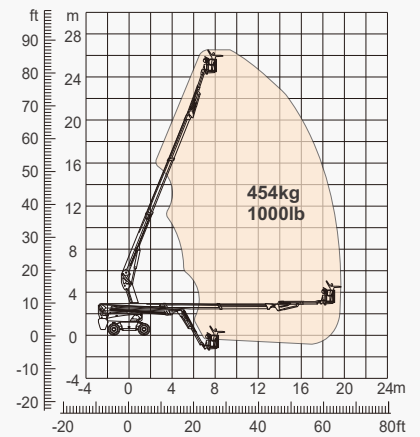
SPECIFICATIONS

| Size | Metric | British |
|-------------------------------------|-------------------|----------------------|
| Max. Working Height | 26.70m | 87ft 7in |
| Max. Platform Height | 24.70m | 81ft |
| Max. Operating Range(+0.6m) | 19.80m | 65ft |
| Max. Platform Range | 19.20m | 63ft |
| Flatbed Transport Dimensions(L×W×H) | 8.48m×2.50m×2.96m | 28ft×8ft 2in×9ft 8in |
| Standard Container Transport | All Applicable | All Applicable |
| Platform Size(Length×Width) | 2.44m×0.91m | 8ft×3ft |
| Turntable Tailswing | 1.61m | 5ft 3in |
| Ground Clearance A | 0.41m | 1ft 4in |
| Wheelbase B | 2.80m | 9ft 2in |
| Turning Radius(Inside/Outside) | 1.87m/3.22m | 6ft 2in/10ft 7in |
| Tyres | 385/45-28 | 385/45-28 |

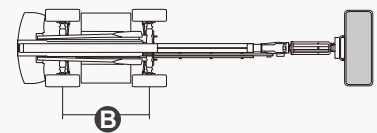
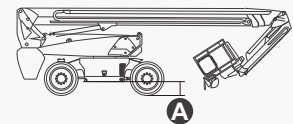
| Performance | | |
|----------------------|----------------|----------------|
| S.W.L | 454kg | 1000lb |
| Max. Occupants | 3 | 3 |
| Gradeability | 45% | 45% |
| Travel Speed(Stowed) | 6.0km/h | 3.7mph |
| Travel Speed(Raised) | 1.1km/h | 0.7mph |
| Max. Working Slope | X-5°/Y-5° | X-5°/Y-5° |
| Turret Rotation | 360°Continuous | 360°Continuous |
| Platform Rotation | 180° | 180° |
| Jib Movement | 130° | 130° |

| Weight | | |
|----------------|---------|---------|
| Overall Weight | 16800kg | 37037lb |

| Power | | |
|------------------------|-----------------------|-----------------------|
| Diesel Engine | Deutz TD2.9 L4/55.4kW | Deutz TD2.9 L4/55.4kW |
| Emergency Power System | 12V | 12V |
| Driving Motor | 135L | 35gal |
| Hydraulic Tank | 165L | 43gal |



Range Of Motion



FEATURES

Standard Items

- Telescopic Jib With Maximum Reach Of 3.98m(13ft)
- Front Oscillating Axle
- Four-Wheel Steering
- Four-Wheel Drive
- Self-Leveling Platform
- 180° Left And Right Swing Platform
- Proportional Joystick Controls
- Thumb Rocker Steer
- Drive Enable
- Ac Power Cord To Platform
- Tilt Alarm
- Descent Alarm
- Flash
- Horn
- Hour Meter
- Integral Integrated Special Drive Axle For Construction Machinery
- 360° Continuous Turntable Rotation
- Positive Traction Four Wheel Drive
- Platform Load Sense System
- Fault Diagnosis System
- Operator Anti-crushing Protection System
- Harsh Environment Kits
- 12V DC Auxiliary Power
- Deutz D2.9 L4 55.4kW /2600rpm Diesel Engine
- Hydraulic Oil Radiator
- Anti-restart Engine Protection
- Anti-reverse Engine Device
- Auto Engine Fault Shutdown



Telescopic Boom-BT



Working Height-26m



Telescopic Jib-S



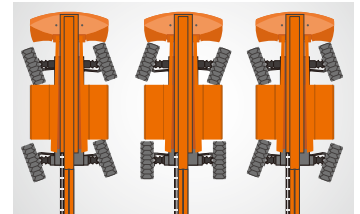
Diesel Engine



Rough Terrain-RT



454kg-Heavy Load



Multiple Steering Modes



Anti Extrusion Device

DINGLI AWP INDIA PRIVATE LIMITED

Address: Sahney Towers, 81, First Floor, Poonamallee High Road, Nerkundram,
Chennai, Tamil Nadu - 600 107
Telephone: +91-98846 48464
E-mail: support@dinglisaarc.com
Website: <https://dinglisaarc.com>

