

SPECIFICATIONS

Size	Metric	British
Max. Working Height	28.10m	92ft 2in
Max. Platform Height	26.10m	85ft 8in
Max. Operating Range(+0.6m)	19.40m	63ft 8in
Max. Platform Range	18.80m	61ft 8in
Flatbed Transport Dimensions (L×W×H)	11.85m×2.50m×2.89m	38ft 10in×8ft 2in×9ft 6in
Standard Container Transport	All Applicable	All Applicable
Platform Size(Length×Width)	2.44m×0.91m	8ft×3ft
Turntable Tailswing	1.61m	5ft 3in
Ground Clearance A	0.41m	1ft 4in
Wheelbase B	2.80m	9ft 2in
Turning Radius(Inside/Outside)	1.87m/3.22m	6ft 2in/10ft 7in
Tyres	385/45-28	385/45-28
Max. Up And Over Clearance	9.14m	30ft
Max. Down Probing Depth	6.61m	21ft 8in

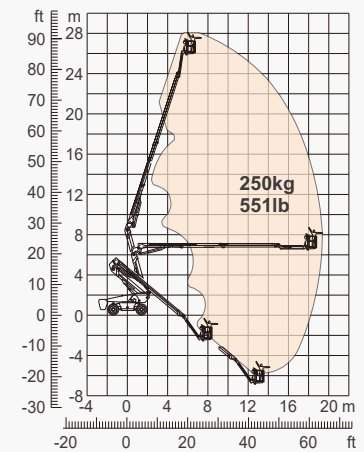
Performance		
S.W.L	250kg	551lb
Max. Occupants	2	2
Gradeability	45%	45%
Travel Speed(Stowed)	6.0km/h	3.7mph
Travel Speed(Raised)	1.1km/h	0.7mph
Max. Working Slope	X-5°/Y-5°	X-5°/Y-5°
Turret Rotation	360°Continuous	360°Continuous
Platform Rotation	180°	180°
Jib Movement	135°	135°

Weight		
Overall Weight	18400kg	40565lb

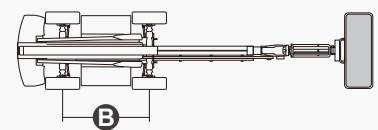
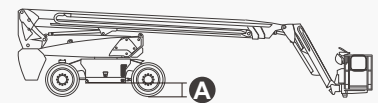
Power		
Diesel Engine	Deutz TD2.9 L4/55.4kW Deutz TD2.9 L4/55.4kW	
Emergency Power System	12V	12V
Driving Motor	135L	35gal
Hydraulic Tank	165L	43gal



ENGINE



Range Of Motion



FEATURES

Standard Items

- 2.31m (7ft 7in) Jib
- Front Oscillating Axle
- Four-Wheel Steering
- Four-Wheel Drive
- Self-Leveling Platform
- 180° Left And Right Swing Platform
- Proportional Joystick Controls
- Thumb Rocker Steer
- Drive Enable
- Ac Power Cord To Platform
- Tilt Alarm
- Descent Alarm
- Flash
- Horn
- Hour Meter
- Integral Integrated Special Drive Axle For Construction Machinery
- 360° Continuous Turntable Rotation
- Positive Traction Four Wheel Drive
- Platform Load Sense System
- Fault Diagnosis System
- Operator Anti-crushing Protection System
- Harsh Environment Kits
- 12V DC Auxiliary Power
- Deutz D2.9 L4 55.4kW /2600rpm Diesel Engine
- Hydraulic Oil Radiator
- Anti-restart Engine Protection
- Anti-reverse Engine Device
- Auto Engine Fault Shutdown



Articulated
Boom-BA



Working
Height-28m



Jib



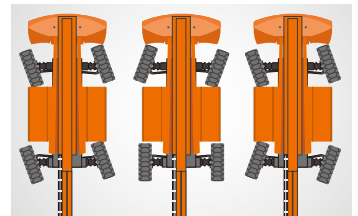
Diesel Engine



Rough
Terrain-RT



Anti Extrusion Device



Multiple Steering Modes

DINGLI AWP INDIA PRIVATE LIMITED

Address: Sahney Towers, 81, First Floor, Poonamallee High Road, Nerkundram,
Chennai, Tamil Nadu - 600 107
Telephone: +91-98846 48464
E-mail: support@dinglisaarc.com
Website: <https://dinglisaarc.com>

